

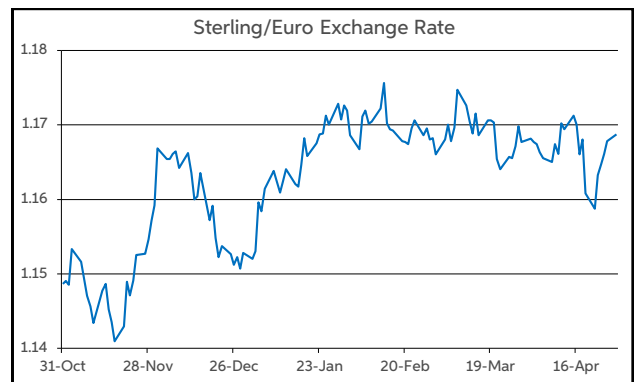
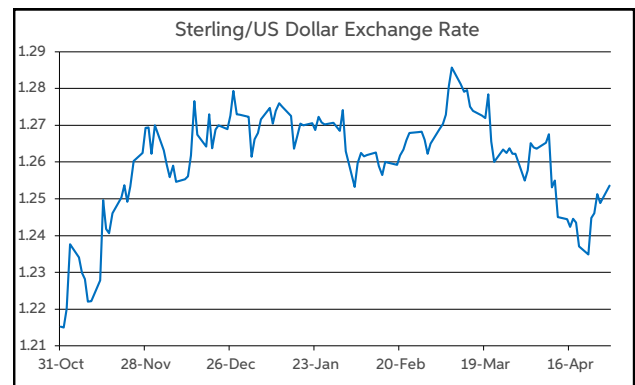
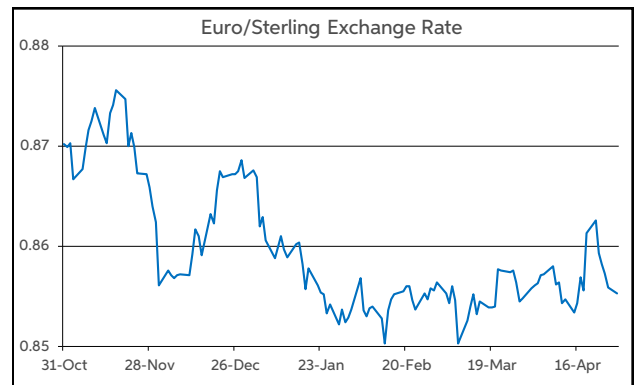
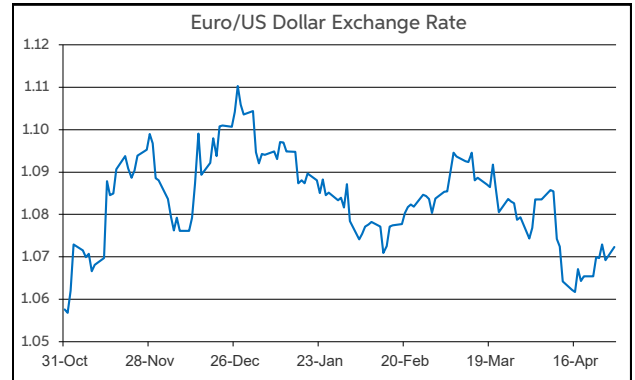
## Yen behaving badly

From a currency viewpoint, a further weakening in the Japanese yen, grabbed the headlines last week. The currency was on the slide throughout the week. This gained additional momentum heading into the weekend following the BoJ meeting, where policy was left unchanged. In overnight action, the yen has continued to weaken, reflected in USD/JPY reaching above ¥160 (highest since 1990). It has since traded back nearer to ¥157, with some market participants speculating that the weakness may have prompted official FX intervention by Japan to support its currency.

Elsewhere on the currency front, both the euro and sterling recovered some ground versus the dollar last week. Better than expected Eurozone and UK PMI survey data for April was a contributing factor in these moves. Meanwhile, despite, US core-PCE inflation for Q1 printing ahead of expectations, which saw Treasury yields register fresh YTD highs and a firming in US rate expectations, there was no sustained benefit to the dollar. This may in part be due to USD long positioning being at stretched levels. The EUR/USD pair regained the \$1.07 mark, while GBP/USD traded back up into \$1.25 territory. Meanwhile, EUR/GBP was unable to sustain its move above 86p, with the pair edging back down towards the midpoint of 85-86p, amid the firmer tone to sterling.

This week, the key macro event will be the US Fed meeting. No rate changes are expected. Indeed, amid higher than expected inflation and hawkish FOMC comments, futures contracts do not have a 25bps rate cut fully priced in now till November. Therefore, Chair Powell's press conference will be closely followed for guidance on the rate outlook. Data-wise, the calendar is packed. It includes US payrolls, ISM surveys and consumer confidence (all April). In the Eurozone Q1 GDP and HICP inflation (April) are due.

**John Fahey, Senior Economist, AIB**



Today's Opening FX Rates			
		% Change	
		Day *	End 2023
EUR/USD	1.0723	0.03	-2.84
EUR/GBP	0.8553	-0.26	-1.33
GBP/USD	1.2536	0.30	-1.52
GBP/EUR	1.1686	0.26	1.34
USD/JPY	156.96	0.50	11.27
EUR/JPY	168.31	0.51	8.15

\* v Previous Day's European Open  
See Next Page for More Rates

Opening Interest Rates						
Base Rate	Money Market		Swap Rates			
	1-Mth	3-Mth	1-Yr	2-Yr	5-Yr	
USD	5.38	5.43	5.59	5.50	5.21	4.74
EUR	4.50	3.85	3.87	3.69	3.36	2.96
GBP	5.25	5.19	5.17	5.01	4.98	4.48

All rates quoted are indicative market rates

See Next Page For More Rates & Charts

FX Spot	Karl Cooke Shane Gargan	FX Options	Mark Tuite	Reuters Phone	AIBG.I 00353-1-7724018	Morning Comment	John Fahey john.j.fahey@aib.ie
---------	----------------------------	------------	------------	------------------	---------------------------	-----------------	-----------------------------------

# Opening Levels

Monday 29 April 2024  
07:10 am



## Euro

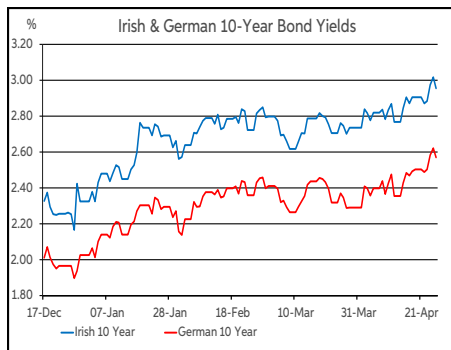
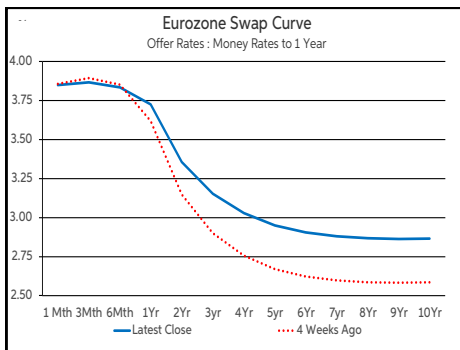
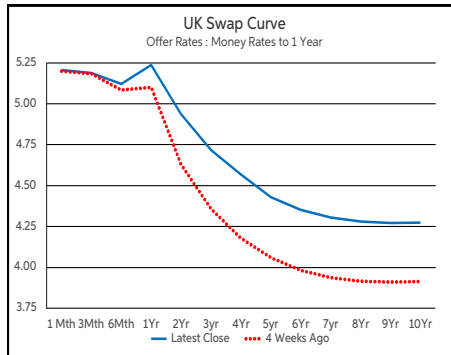
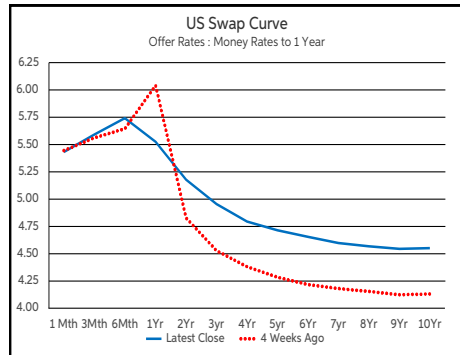
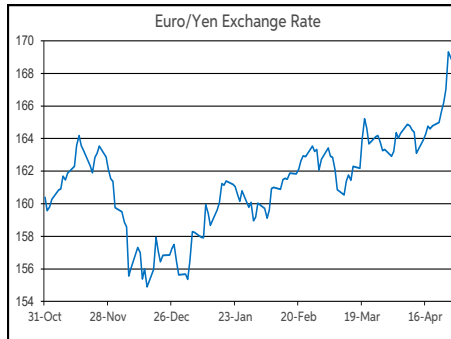
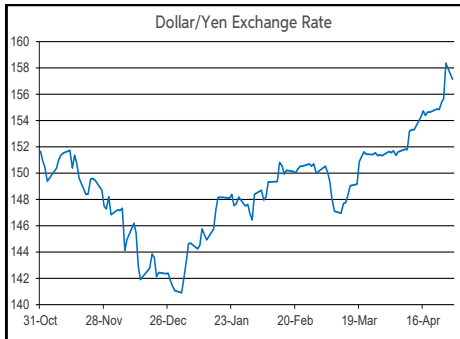
EUR/GBP	0.8553
EUR/USD	1.0723
EUR/JPY	168.31
EUR/SEK	11.6904
EUR/DKK	7.4578
EUR/NOK	11.7964
EUR/CHF	0.9773
EUR/AUD	1.6328
EUR/HKD	8.3897
EUR/CAD	1.4632

## Sterling

GBP/EUR	1.1686
GBP/USD	1.2536
GBP/CAD	1.7104
GBP/NZD	2.0988
GBP/JPY	196.77
GBP/SEK	13.6637
GBP/DKK	8.7148
GBP/NOK	13.783
GBP/CHF	1.1425
GBP/AUD	1.9089

## Dollar

USD/JPY	156.96
USD/CAD	1.3644
USD/CHF	0.9112
USD/CNY	7.245
USD/BRL	5.1163
USD/RUB	92.4775
USD/INR	83.435
AUD/USD	0.6565
NZD/USD	0.597



Debt Markets				
	Close	Day	4 Weeks	End 23
<b>10 Year Yield %</b>				
US	4.67	-4	+48	+81
Germany	2.57	-5	+28	+55
UK	4.33	-4	+39	+79
Ireland	2.98	-6	+23	+61
Belgium	3.12	-6	+24	+43
France	3.06	-7	+26	+50
Italy	3.89	-11	+21	+19
Spain	3.36	-8	+21	+37
Portugal	3.22	-6	+21	+43
Greece	3.48	-13	+19	+40
<b>5 Year Swap %</b>				
US	4.72	-3	+47	+92
Eurozone	2.95	-4	+29	+52
UK	4.43	-5	+37	+78
<b>2 Year Swap %</b>				
US	5.18	+0	+39	+84
Eurozone	3.36	-2	+22	+56
UK	4.94	-1	+31	+67
<b>10 Year Government Bond Spreads to Benchmark bps</b>				
Ireland	41	-1	-5	+7
Belgium	54	-1	-4	-12
France	49	-2	-2	-4
Italy	131	-6	-7	-36
Spain	79	-2	-7	-18
Portugal	64	-1	-7	-12
Greece	90	-8	-9	-15

Commodities				
	Close	Day	4 Weeks	End 23
Brent Oil	89.5	+0.55	+2.31	+16.17
West Texas Oil	71.65	-0.17	-1.90	-1.27
Gold \$	2337.7	+0.25	+4.72	+13.34

This publication is for information purposes and is not an invitation to deal. The information is believed to be reliable but is not guaranteed. Any expressions of opinions are subject to change without notice. This publication is not to be reproduced in whole or in part without prior permission. In the Republic of Ireland it is distributed by Allied Irish Banks, p.l.c. In the UK it is distributed by Allied Irish Banks, p.l.c. and Allied Irish Bank (GB). In Northern Ireland it is distributed by Allied Irish Bank (NI). In the United States of America it is distributed by Allied Irish Banks, p.l.c. Allied Irish Banks, p.l.c. is regulated by the Central Bank of Ireland. Allied Irish Bank (GB) and AIB (NI) are trade marks used under licence by AIB Group (UK) p.l.c. (a wholly owned subsidiary of Allied Irish Banks, p.l.c.), incorporated in Northern Ireland. Registered Office 92 Ann Street, Belfast BT1 3HH. Registered Number NI018800. Authorised by the Prudential Regulation Authority and regulated by the Financial Conduct Authority and the Prudential Regulation Authority. In the United States of America, Allied Irish Banks, p.l.c., New York Branch, is a branch licensed by the New York State Department of Financial Services. Deposits and other investment products are not FDIC insured, they are not guaranteed by any bank and they may lose value. Please note that telephone calls may be recorded in line with market practice.