

Main FX pairs remain within recent ranges

There was a mixed tone to investor sentiment once again yesterday. In Europe, the Euro Stoxx 50 was up 0.7% on the day. Meanwhile, on Wall Street, while initially moving higher, the S&P 500 weakened heading into the close last night, finishing 1.1% lower. Elsewhere, oil prices edged back from their recent highs. On bond markets, the main benchmark sovereign yields were generally 2-4bps lower.

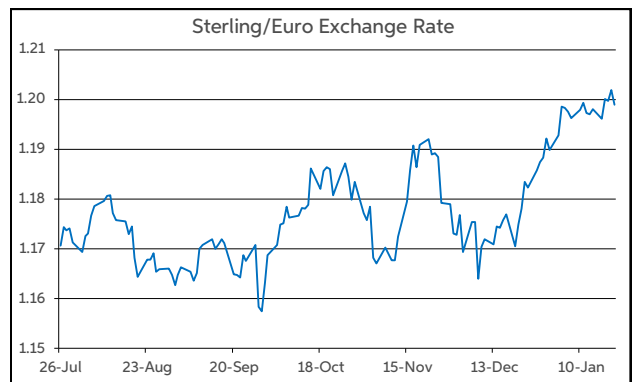
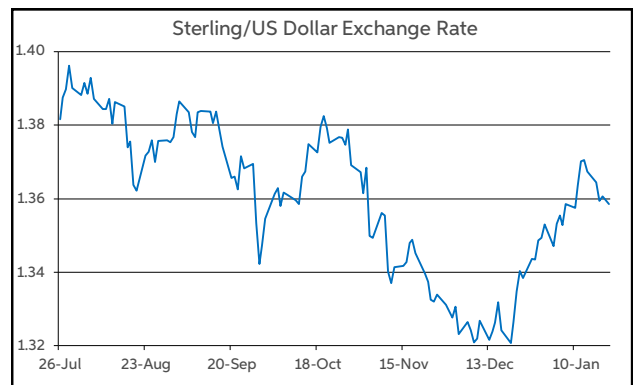
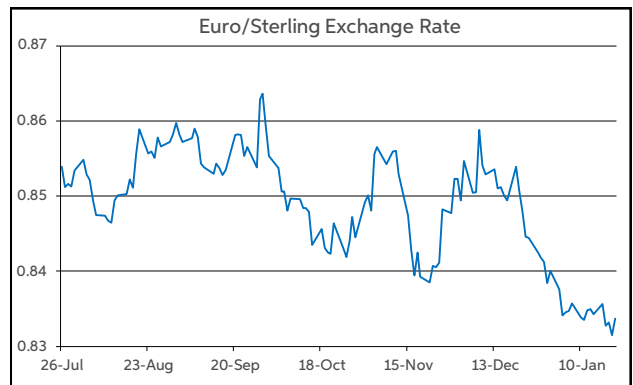
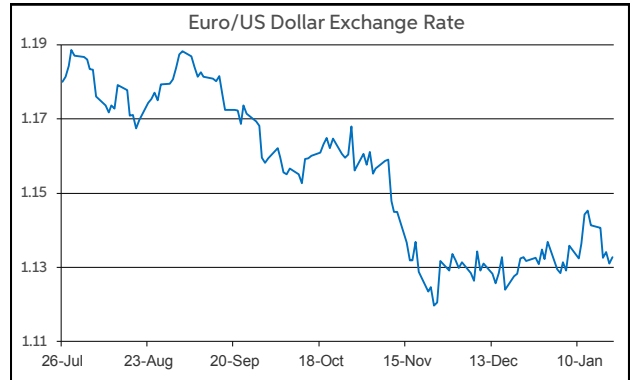
Data-wise, the key releases yesterday were from the US macro diary. Overall, there was a varied set of results from the data. Weekly jobless claims and existing home sales (for Dec) missed to the downside of expectations. Meantime, the regional Philly Fed survey for January came in ahead of forecasts.

From a dollar viewpoint, the macro news had a negligible impact on the currency. Similarly, the ECB account/minutes from their December meeting, provided minimal additional insight and therefore had no impact on the euro. Meanwhile, for sterling, yesterday's data calendar was very sparse.

Overall then, the main FX pairs have continued to operate within confined trading ranges over the past 24 hours. Indeed, the majors start this morning fairly similar to yesterday's open. In level terms, EUR/USD is in the lower half of \$1.13-1.14. The EUR/GBP pair remains pinned below the midpoint of 83-84p, having spent some of yesterday trading at its key support level of 83p.

Today, we have already got UK retail sales data for December, which printed well below expectations, falling by 3.7% m/m (f'cast for -0.6%). The only other release of note is the flash January reading of the EC measure of Eurozone consumer confidence.

John Fahey, Senior Economist, AIB



Today's Opening FX Rates			
		% Change	
		Day *	End 2021
EUR/USD	1.133	-0.16	-0.33
EUR/GBP	0.8337	0.10	-0.75
GBP/USD	1.3586	-0.26	0.42
GBP/EUR	1.1989	-0.10	0.76
USD/JPY	113.81	-0.58	-1.10
EUR/JPY	128.97	-0.73	-1.45

* v Previous Day's European Open

See Next Page for More Rates

Opening Interest Rates						
	Base Rate	Money Market		Swap Rates		
		1-Mth	3-Mth	1-Yr	2-Yr	5-Yr
USD	0.125	0.11	0.26	0.70	1.22	1.67
EUR	0.00	-0.56	-0.56	-0.45	-0.22	0.12
GBP	0.25	0.36	0.56	1.17	1.42	1.49

All rates quoted are indicative market rates

See Next Page For More Rates & Charts

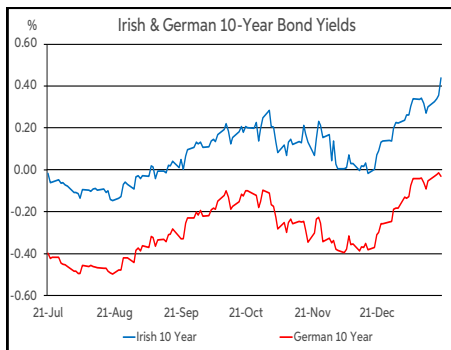
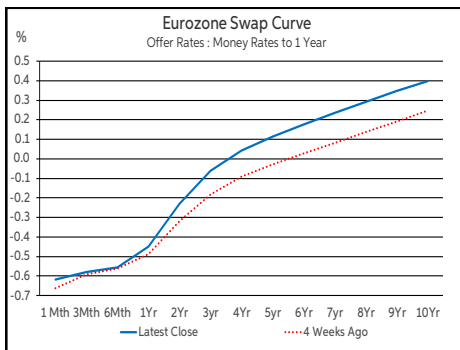
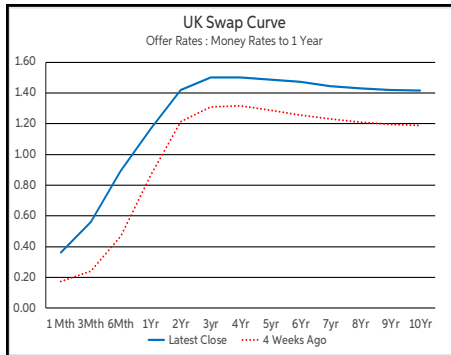
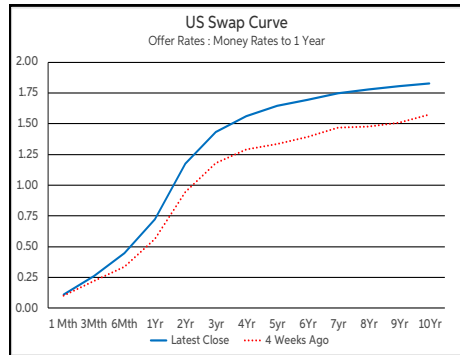
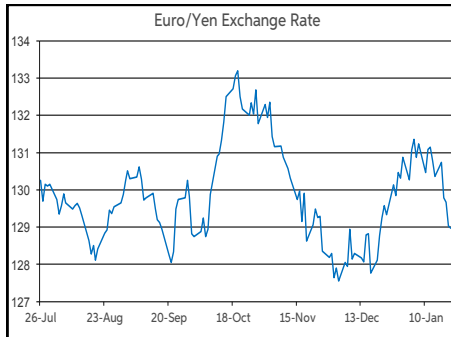
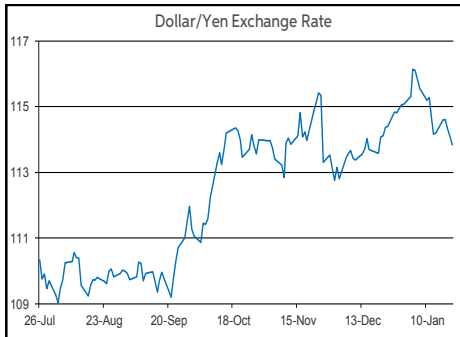
CONTACTS		
AIB Customer Treasury Services business.treasury@aib.ie aib.corporatetreasury@aib.ie aib.ie/fxcentre	Customer Treasury Services GB treasury.gb@aib.ie aibgb.co.uk/fxcentre	Customer Treasury Services NI TreasuryNI@aib.ie aibni.co.uk/fxcentre

Opening Levels

Friday 21 January 2022
07:10 am



Euro		Sterling		Dollar	
EUR/GBP	0.8337	GBP/EUR	1.1989	USD/JPY	113.81
EUR/USD	1.133	GBP/USD	1.3586	USD/CAD	1.2521
EUR/JPY	128.97	GBP/CAD	1.7011	USD/CHF	0.9146
EUR/SEK	10.426	GBP/NZD	2.0191	USD/CNY	6.3404
EUR/DKK	7.4427	GBP/JPY	154.62	USD/BRL	5.4191
EUR/NOK	9.997	GBP/SEK	12.4992	USD/RUB	76.744
EUR/CHF	1.0363	GBP/DKK	8.9229	USD/INR	74.418
EUR/AUD	1.5748	GBP/NOK	11.9871	AUD/USD	0.7194
EUR/HKD	8.8244	GBP/CHF	1.2427	NZD/USD	0.6727
EUR/CAD	1.4185	GBP/AUD	1.8883		



Debt Markets				
	Close	Change bps		
		Day	4 Weeks	End 21
10 Year Yield %				
US	1.81	-4	+32	+30
Germany	-0.03	-2	+23	+15
UK	1.23	-3	+30	+26
5 Year Swap %				
US	1.65	-4	+33	+31
Eurozone	0.12	-0	+15	+10
UK	1.49	-2	+21	+21
2 Year Swap %				
US	1.18	-3	+27	+23
Eurozone	-0.23	+0	+10	+7
UK	1.42	+0	+22	+23
10 Year Government Bond Spreads to Benchmark bps				
Ireland	49	+10	+4	+6
Belgium	31	+0	-5	-5
France	39	+1	+2	+2
Italy	140	-2	+4	+3
Spain	70	+1	-7	-7
Portugal	63	+0	-4	-4
Greece	173	+4	+13	+24

Commodities				
	% Change			
	Close	Day	4 Weeks	End 21
Brent Oil	88.38	-0.07	+15.00	+13.63
West Texas Oil	86.29	-0.63	+16.78	+14.55
Gold \$	1838.4	-0.09	+1.68	+0.55

This publication is for information purposes and is not an invitation to deal. The information is believed to be reliable but is not guaranteed. Any expressions of opinions are subject to change without notice. This publication is not to be reproduced in whole or in part without prior permission. In the Republic of Ireland it is distributed by Allied Irish Banks, p.l.c. In the UK it is distributed by Allied Irish Banks, p.l.c. and Allied Irish Bank (GB). In Northern Ireland it is distributed by Allied Irish Bank (NI). In the United States of America it is distributed by Allied Irish Banks, p.l.c. Allied Irish Banks, p.l.c. is regulated by the Central Bank of Ireland. Allied Irish Bank (GB) and AIB (NI) are trade marks used under licence by AIB Group (UK) p.l.c. (a wholly owned subsidiary of Allied Irish Banks, p.l.c.), incorporated in Northern Ireland. Registered Office 92 Ann Street, Belfast BT1 3HH. Registered Number NI018800. Authorised by the Prudential Regulation Authority and regulated by the Financial Conduct Authority and the Prudential Regulation Authority. In the United States of America, Allied Irish Banks, p.l.c., New York Branch, is a branch licensed by the New York State Department of Financial Services. Deposits and other investment products are not FDIC insured, they are not guaranteed by any bank and they may lose value. Please note that telephone calls may be recorded in line with market practice.