

Morning Comment

AIB Treasury Economic Research Unit



Monday 12 January 2026
07:29 am

Dollar starts the week under pressure

Despite choppy trading conditions at times, equity markets moved higher on both sides of the Atlantic last week. The Euro Stoxx 50 outperformed, rising by 2.5% on the week, while the S&P 500 gained 1.6%. Elsewhere, benchmark oil prices fluctuated within a relatively narrow band between \$60-64 per barrel, following the US military action in Venezuela and amid ongoing protests in Iran.

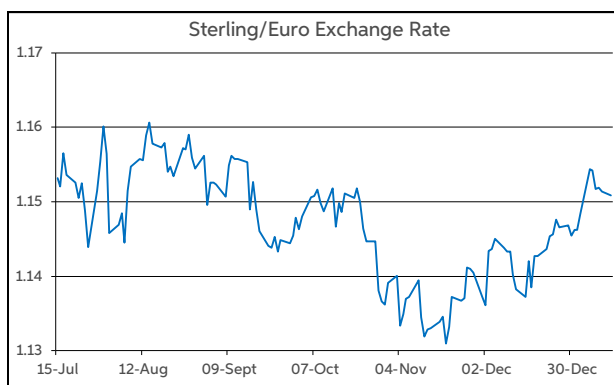
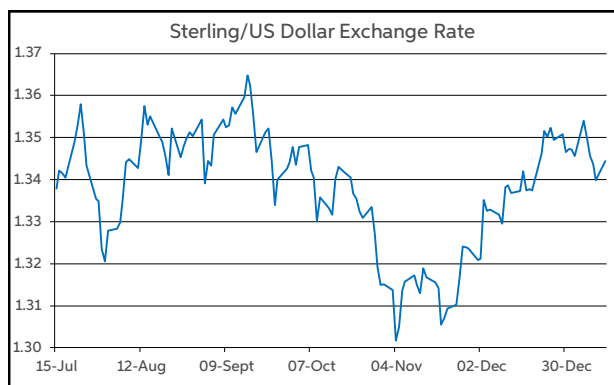
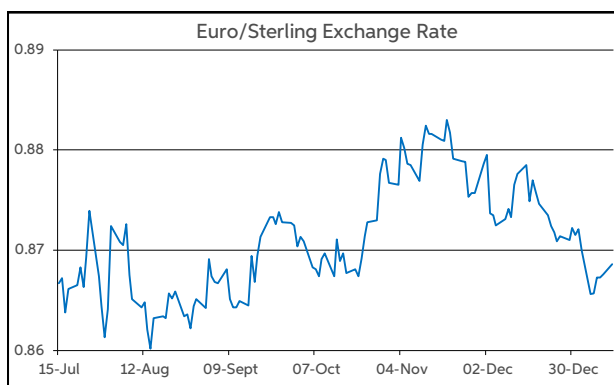
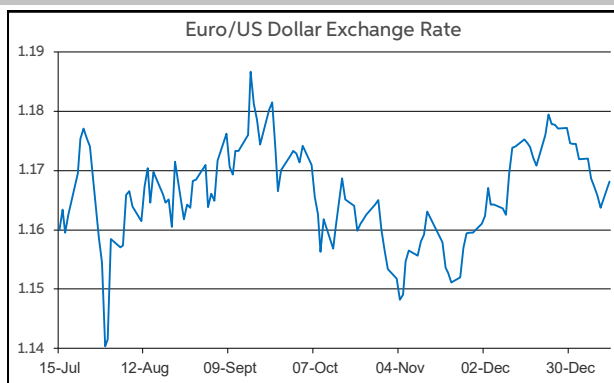
In terms of fixed income, UK Gilts performed strongly, with yields falling by 8-16bps along the curve. German Bund yields declined by a more modest 4-7bps. In contrast, US Treasury yields rose by 1-6bps, partly owing to a modest firming in US futures contracts, following the release of the US labour market report for December. Payroll growth was weaker than expected (+50k vs. +60k f'cast), but the unemployment rate fell to 4.4% (vs. 4.5% f'cast) and average earnings growth accelerated to +3.8% y/y (vs. 3.6% f'cast).

Against that backdrop, the main FX pairs were somewhat volatile last week, albeit the action was contained within narrow trading bands. Overall, weaker than anticipated inflation in the Eurozone weighed on the euro. Elsewhere, sterling started last week on the front-foot, but was unable to hold onto all of its gains. Meantime the dollar benefited from the aforementioned firming in US rates. However, the announcement of subpoenas being issued to the Fed at the weekend has weighed on the dollar at the beginning of this week.

As the European session gets underway this morning, EUR/USD opens in the top half of the \$1.16-1.17 range. EUR/GBP is changing hands near to the 87p handle. GBP/USD is operating close to the midpoint of \$1.34-1.35.

Turning to the week ahead, the main release of note will be US CPI inflation for December. In the UK, the monthly reading of GDP for November will feature. The Eurozone calendar is quite sparse.

Daniel Noonan, Economist, AIB



Today's Opening FX Rates			
		% Change	
		Day *	End 2025
EUR/USD	1.1681	0.27	-0.54
EUR/GBP	0.8686	0.15	-0.33
GBP/USD	1.3444	0.12	-0.22
GBP/EUR	1.1507	-0.15	0.33
USD/JPY	157.87	0.32	0.78
EUR/JPY	184.43	0.58	0.24
* v Previous Day's European Open			
See Next Page for More Rates			

Opening Interest Rates					
Base Rate	Money Market		Swap Rates		
	1-Mth	3-Mth	1-Yr	2-Yr	5-Yr
USD	3.63	3.67	3.48	3.68	3.78
EUR	2.00	1.97	2.16	2.25	2.55
GBP	3.75	3.71	3.51	3.69	3.85

All rates quoted are indicative market rates

See Next Page For More Rates & Charts

CONTACTS

AIB Customer Treasury Services
business.treasury@aib.ie
aib.corporate.treasury@aib.ie
aib.ie/fxcentre

Customer Treasury Services GB
treasury.gb@aib.ie

aibgb.co.uk/fxcentre

Customer Treasury Services NI
TreasuryNI@aib.ie

aibni.co.uk/fxcentre

Opening Levels

Monday 12 January 2026
07:29 am



Euro

EUR/GBP	0.8686
EUR/USD	1.1681
EUR/JPY	184.43
EUR/SEK	10.714
EUR/DKK	7.4721
EUR/NOK	11.7452
EUR/CHF	0.9303
EUR/AUD	1.7417
EUR/HKD	9.1062
EUR/CAD	1.621

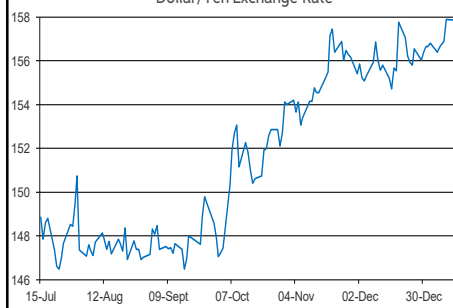
Sterling

GBP/EUR	1.1507
GBP/USD	1.3444
GBP/CAD	1.8656
GBP/NZD	2.3356
GBP/JPY	212.24
GBP/SEK	12.3304
GBP/DKK	8.6
GBP/NOK	13.5185
GBP/CHF	1.071
GBP/AUD	2.004

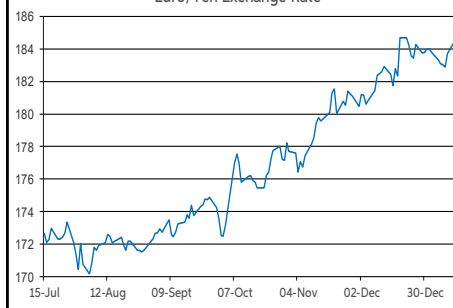
Dollar

USD/JPY	157.87
USD/CAD	1.3877
USD/CHF	0.7965
USD/CNY	6.9745
USD/BRL	5.3708
USD/RUB	79
USD/INR	90.235
AUD/USD	0.6706
NZD/USD	0.5753

Dollar/Yen Exchange Rate

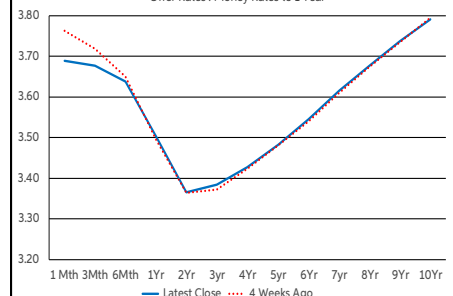


Euro/Yen Exchange Rate



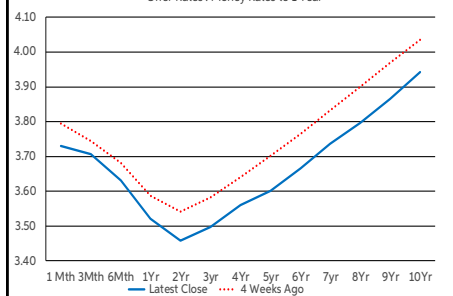
US Swap Curve

Offer Rates : Money Rates to 1 Year



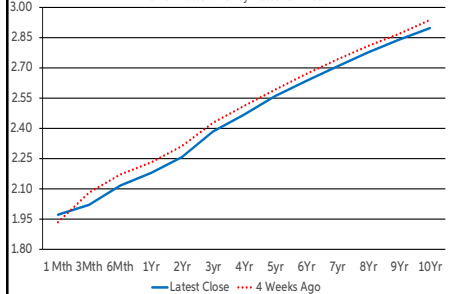
UK Swap Curve

Offer Rates : Money Rates to 1 Year

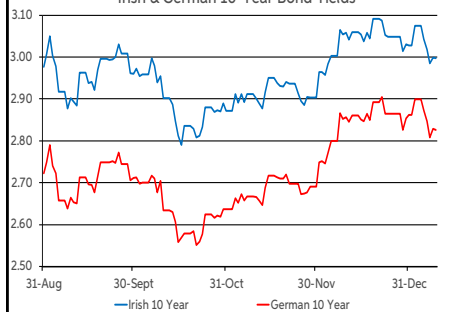


Eurozone Swap Curve

Offer Rates : Money Rates to 1 Year



Irish & German 10-Year Bond Yields



Debt Markets

	Close	Change bps		
		Day	4 Weeks	End 25
10 Year Yield %				
US	4.17	-1	-2	+2
Germany	2.83	-0	-4	-4
UK	4.38	-2	-14	-10
Ireland	3.00	-0	-6	-3
Belgium	3.32	+1	-5	-3
France	3.53	-1	-5	-4
Italy	3.46	-2	-10	-5
Spain	3.25	-1	-6	-4
Portugal	3.11	-1	-7	-4
Greece	3.39	-2	-10	-9

5 Year Swap %				
US	3.71	+2	+2	-2
Eurozone	2.54	+2	-4	-2
UK	3.85	-2	-9	-5

2 Year Swap %				
US	3.63	+4	+2	+5
Eurozone	2.25	+2	-3	-1
UK	3.69	-2	-8	-4

10 Year Government Bond Spreads to Benchmark bps				
Ireland	17	+0	-3	+1
Belgium	49	+1	-1	+1
France	70	-0	-2	+0
Italy	63	-1	-6	-2
Spain	43	-0	-2	-0
Portugal	29	-0	-3	-1
Greece	57	-2	-6	-5

Commodities

	% Change			
	Close	Day	4 Weeks	End 25
Brent Oil	63.34	+2.18	+3.63	+4.09
West Texas Oil	71.65	-0.17	-1.90	-1.27
Gold \$	4509.8	+0.76	+4.83	+4.54

This publication is for information purposes and is not an invitation to deal. The information is believed to be reliable but is not guaranteed. Any expressions of opinions are subject to change without notice. This publication is not to be reproduced in whole or in part without prior permission. In the Republic of Ireland it is distributed by Allied Irish Banks, p.l.c. In the UK it is distributed by Allied Irish Banks, p.l.c. and Allied Irish Bank (GB). In Northern Ireland it is distributed by Allied Irish Bank (NI). In the United States of America it is distributed by Allied Irish Banks, p.l.c. Allied Irish Banks, p.l.c. is regulated by the Central Bank of Ireland. Allied Irish Bank (GB) and AIB (NI) are trade marks used under licence by AIB Group (UK) p.l.c. (a wholly owned subsidiary of Allied Irish Banks, p.l.c.), incorporated in Northern Ireland. Registered Office 92 Ann Street, Belfast BT1 3HH. Registered Number NI018800. Authorised by the Prudential Regulation Authority and regulated by the Financial Conduct Authority and the Prudential Regulation Authority. In the United States of America, Allied Irish Banks, p.l.c., New York Branch, is a branch licensed by the New York State Department of Financial Services. Deposits and other investment products are not FDIC insured, they are not guaranteed by any bank and they may lose value. Please note that telephone calls may be recorded in line with market practice.