

Dollar strengthens post payrolls

The cautious tone to investor sentiment persisted on financial markets yesterday. The Euro Stoxx 50 registered a modest 0.2% fall. Meantime on Wall Street, the S&P 500 finished flat for the day. In terms of fixed income, German Bund and UK Gilt yields moved 1-3bps lower. In contrast, US Treasury yields rose by 3-6bps, led higher by the short-end of the curve.

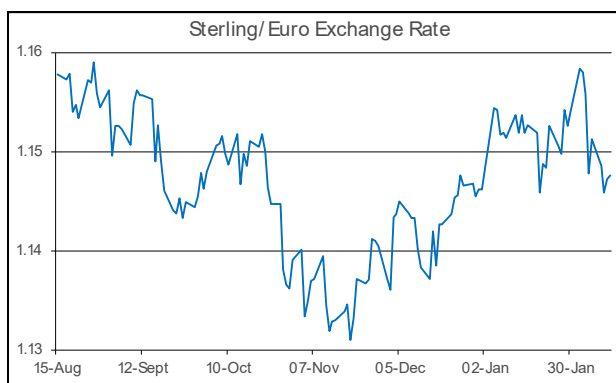
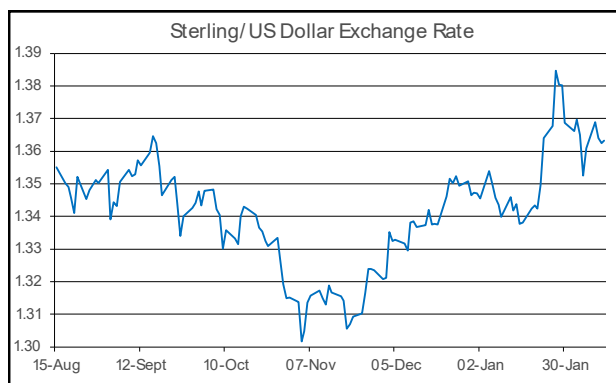
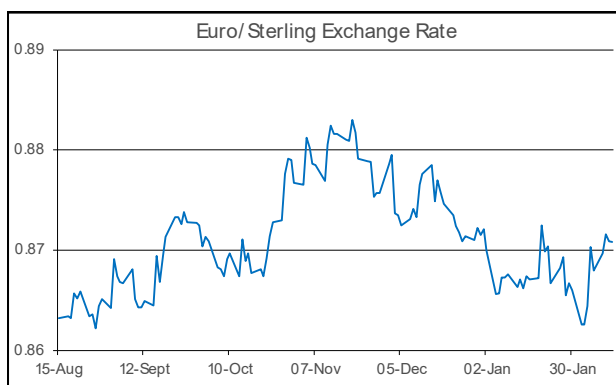
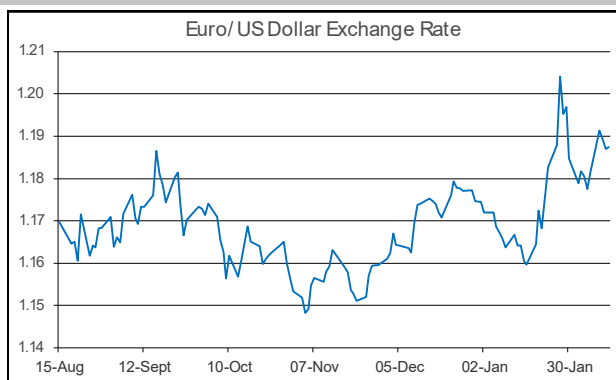
On the data front, the main release was the US labour market report for January. Overall, the release was a mixed bag. The data for January were better than anticipated, with non-farm payrolls surging by 130k, almost double the 70k consensus. Furthermore, the unemployment rate declined to 4.3% (vs. 4.4% f'cast), while average earnings growth eased slightly to +3.7% y/y (vs. +3.6% f'cast). However, significant benchmark revisions to prior months indicate that the labour market was softer than previously thought last year, albeit, the weakness was concentrated in the first half of the year.

The dollar experienced some volatility following the release. In the initial aftermath the it strengthened markedly, with EUR/USD dropping to a low of \$1.1833. However, as investors digested the details of the report, the greenback handed back the majority of its gains. Elsewhere, the yen remained on the front-foot yesterday.

As trading gets underway this morning, EUR/USD opens in the top half of \$1.18-1.19. GBP/USD is operating back in the lower half of \$1.36-1.37. EUR/GBP remains just above the 87p mark. USD/JPY is trading at the ¥153 threshold.

Already this morning, the first estimate of UK GDP for Q4 has printed below expectations. The economy expanded by just 0.1% int the quarter (vs. 0.2% f'cast), meaning UK GDP rose by 1.2% overall in 2025. However, the release has not impacted sterling in early trading. The remainder of today's macro calendar is relatively sparse.

Daniel Noonan, Economist, AIB



Today's Opening FX Rates			
		% Change	
		Day *	End 2025
EUR/ USD	1.1874	-0.37	1.10
EUR/ GBP	0.8708	-0.10	-0.08
GBP/ USD	1.3632	-0.26	1.18
GBP/ EUR	1.148	0.10	0.08
USD/ JPY	153.01	-0.02	-2.32
EUR/ JPY	181.7	-0.38	-1.24
* v Previous Day's European Open			
See Next Page for More Rates			

Opening Interest Rates					
Base Rate	Money Market		Swap Rates		
	1-Mth	3-Mth	1-Yr	2-Yr	5-Yr
USD	3.63	3.65	3.45	3.61	3.73
EUR	2.00	1.98	2.14	2.21	2.48
GBP	3.75	3.73	3.45	3.71	3.95

All rates quoted are indicative market rates

See Next Page For More Rates & Charts

CONTACTS

AIB Customer Treasury Services
business.treasury@aib.ie
aib.corporate.treasury@aib.ie
aib.ie/fxcentre

Customer Treasury Services GB
treasury.gb@aib.ie

aibgb.co.uk/fxcentre

Customer Treasury Services NI
TreasuryNI@aib.ie

aibni.co.uk/fxcentre

Opening Levels

Thursday 12 February 2026
07:49 am



Euro

EUR/GBP	0.8708
EUR/USD	1.1874
EUR/JPY	181.7
EUR/SEK	10.549
EUR/DKK	7.4708
EUR/NOK	11.2475
EUR/CHF	0.9152
EUR/AUD	1.6673
EUR/HKD	9.2844
EUR/CAD	1.6119

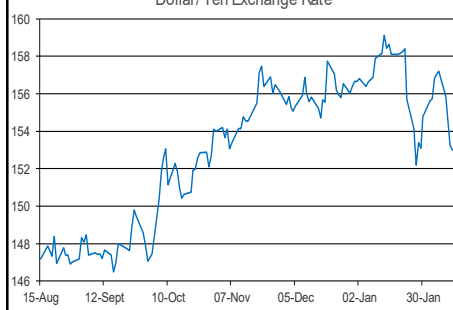
Sterling

GBP/EUR	1.148
GBP/USD	1.3632
GBP/CAD	1.8506
GBP/NZD	2.2496
GBP/JPY	208.58
GBP/SEK	12.1113
GBP/DKK	8.5756
GBP/NOK	12.9094
GBP/CHF	1.0507
GBP/AUD	1.9139

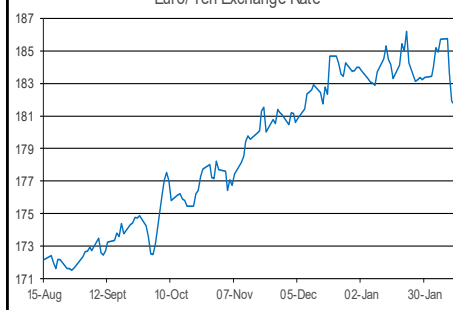
Dollar

USD/JPY	153.01
USD/CAD	1.3578
USD/CHF	0.7707
USD/CNY	6.9013
USD/BRL	5.1832
USD/RUB	77.15
USD/INR	90.59
AUD/USD	0.7121
NZD/USD	0.6057

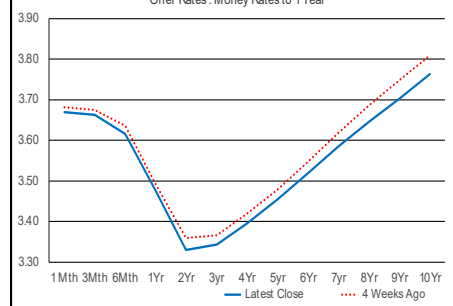
Dollar/Yen Exchange Rate



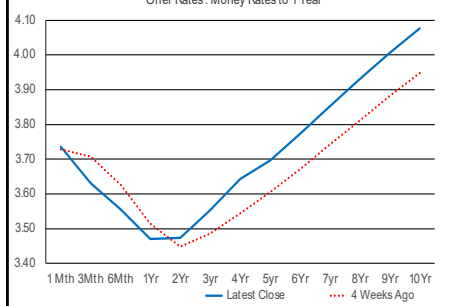
Euro/Yen Exchange Rate



US Swap Curve
Offer Rates: Money Rates to 1 Year



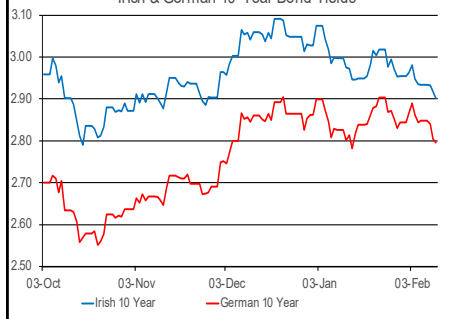
UK Swap Curve
Offer Rates: Money Rates to 1 Year



Eurozone Swap Curve
Offer Rates: Money Rates to 1 Year



Irish & German 10-Year Bond Yields



Debt Markets

	Close	Change bps		
		Day	4 Weeks	End 25
10 Year Yield %				
US	4.17	+3	+3	+2
Germany	2.80	-1	+1	-7
UK	4.48	-3	+14	+0
Ireland	2.90	-1	-4	-13
Belgium	3.20	-2	-7	-15
France	3.38	-2	-11	-18
Italy	3.41	-1	-1	-10
Spain	3.16	-1	-5	-13
Portugal	3.16	-1	+6	-0
Greece	3.42	-0	+6	-6
5 Year Swap %				
US	3.73	+5	-1	+0
Eurozone	2.45	-2	-5	-12
UK	3.94	-2	+12	+4
2 Year Swap %				
US	3.60	+6	-1	+3
Eurozone	2.18	-2	-5	-8
UK	3.71	-0	+3	-2
10 Year Government Bond Spreads to Benchmark bps				
Ireland	11	-1	-6	-6
Belgium	40	-1	-8	-8
France	59	-2	-12	-11
Italy	61	-0	-2	-4
Spain	37	-0	-7	-6
Portugal	36	+0	+5	+6
Greece	62	+1	+5	+1

Commodities

	Close	% Change		
		Day	4 Weeks	End 25
Brent Oil	69.4	+0.87	+4.33	+14.05
West Texas Oil	71.65	-0.17	-1.90	-1.27
Gold \$	5078.5	+1.11	+9.91	+17.72

This publication is for information purposes and is not an invitation to deal. The information is believed to be reliable but is not guaranteed. Any expressions of opinions are subject to change without notice. This publication is not to be reproduced in whole or in part without prior permission. In the Republic of Ireland it is distributed by Allied Irish Banks, p.l.c. In the UK it is distributed by Allied Irish Banks, p.l.c. and Allied Irish Bank (GB). In Northern Ireland it is distributed by Allied Irish Bank (NI). In the United States of America it is distributed by Allied Irish Banks, p.l.c. Allied Irish Banks, p.l.c. is regulated by the Central Bank of Ireland. Allied Irish Bank (GB) and AIB (NI) are trade marks used under licence by AIB Group (UK) p.l.c. (a wholly owned subsidiary of Allied Irish Banks, p.l.c.), incorporated in Northern Ireland. Registered Office 92 Ann Street, Belfast BT1 3HH. Registered Number NI018800. Authorised by the Prudential Regulation Authority and regulated by the Financial Conduct Authority and the Prudential Regulation Authority. In the United States of America, Allied Irish Banks, p.l.c., New York Branch, is a branch licensed by the New York State Department of Financial Services. Deposits and other investment products are not FDIC insured, they are not guaranteed by any bank and they may lose value. Please note that telephone calls may be recorded in line with market practice.