

US core-PCE inflation due today

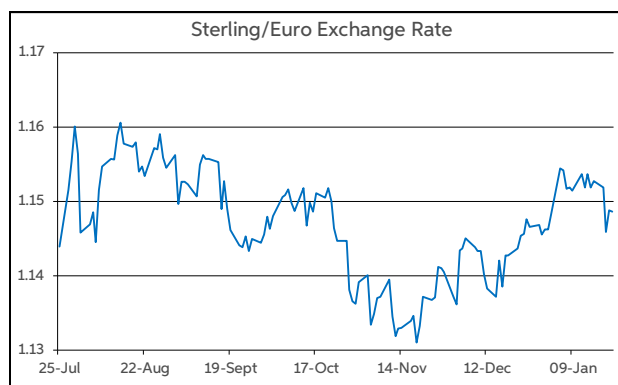
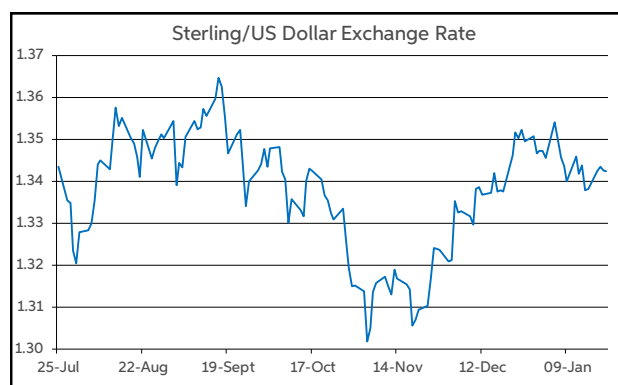
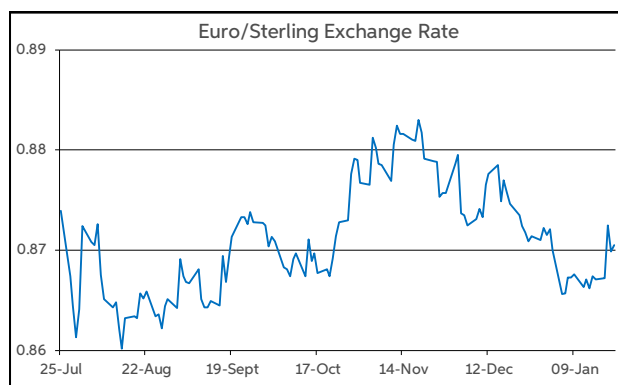
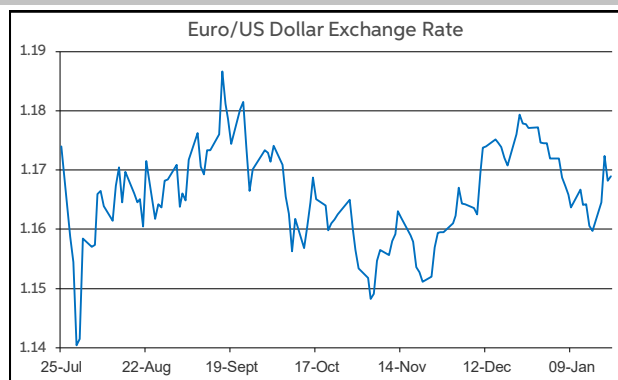
The cautious mood on markets persisted for much of yesterday, amid heightened tensions between the US and its western allies regarding the fate of Greenland. In a much anticipated address at the World Economic Forum, President Trump reiterated that Greenland should be part of the US, although he ruled out using military force to seize it. Against this backdrop, equity markets moved off their lows, albeit the Euro Stoxx 50 fell by 0.2% yesterday. On Wall Street, the S&P 500 rose by 1.2%, following a 2.1% drop on Tuesday.

Elsewhere, President Trump's speech had only a negligible impact on financial markets. Indeed, the main FX pairs were quite range bound. A lack of any top tier data releases contributed to the muted price action throughout the European session. However, following the announcement of "a framework on a future deal" regarding Greenland, the dollar was somewhat firmer overnight. Overall, the greenback has gained circa 0.3% against the euro in the past 24 hours.

As trading gets underway this morning, EUR/USD is operating back below the \$1.17 threshold. EUR/GBP is changing hands down at the 87p mark. GBP/USD is trading in the lower region of the \$1.34-1.35 corridor. Meanwhile, USD/JPY is up in the top half of the ¥158-159 range.

Turning to the day ahead, the main data highlight will be the reading of US core-PCE inflation for November. The consensus is for inflation to remain at 2.8% in the month. Elsewhere in the US, personal consumption and income data for November will also be released. The latest weekly initial jobless claims figure and the final estimate of GDP for Q3 will also warrant attention. In the Eurozone, the focus will be on the ECB minutes for the December meeting. However, the release is unlikely to impact the euro. Meantime, the BoJ is widely expected to keep rates unchanged overnight.

Daniel Noonan, Economist, AIB



Today's Opening FX Rates			
		% Change	
		Day *	End 2025
EUR/USD	1.1689	-0.24	-0.48
EUR/GBP	0.8703	-0.17	-0.14
GBP/USD	1.3428	-0.05	-0.33
GBP/EUR	1.1487	0.17	0.14
USD/JPY	158.77	0.36	1.35
EUR/JPY	185.59	0.12	0.87

* v Previous Day's European Open

See Next Page for More Rates

Opening Interest Rates						
Base Rate	Money Market		Swap Rates			
	1-Mth	3-Mth	1-Yr	2-Yr	5-Yr	
USD	3.63	3.66	3.66	3.51	3.71	3.85
EUR	2.00	1.98	2.03	2.18	2.27	2.57
GBP	3.75	3.72	3.70	3.51	3.73	3.92

All rates quoted are indicative market rates

See Next Page For More Rates & Charts

CONTACTS		
AIB Customer Treasury Services business.treasury@aib.ie aib.corporate.treasury@aib.ie aib.ie/fxcentre	Customer Treasury Services GB treasury.gb@aib.ie aibgb.co.uk/fxcentre	Customer Treasury Services NI TreasuryNI@aib.ie aibni.co.uk/fxcentre

Euro

EUR/GBP	0.8703
EUR/USD	1.1689
EUR/JPY	185.59
EUR/SEK	10.614
EUR/DKK	7.4699
EUR/NOK	11.5992
EUR/CHF	0.9284
EUR/AUD	1.7182
EUR/HKD	9.1148
EUR/CAD	1.6157

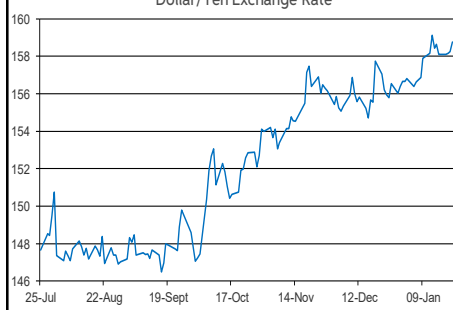
Sterling

GBP/EUR	1.1487
GBP/USD	1.3428
GBP/CAD	1.8555
GBP/NZD	2.2911
GBP/JPY	213.2
GBP/SEK	12.192
GBP/DKK	8.5786
GBP/NOK	13.3244
GBP/CHF	1.0661
GBP/AUD	1.973

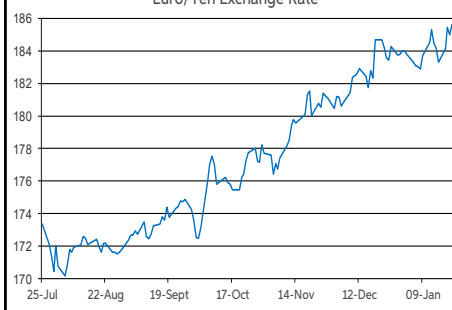
Dollar

USD/JPY	158.77
USD/CAD	1.3822
USD/CHF	0.7941
USD/CNY	6.9628
USD/BRL	5.3193
USD/RUB	76
USD/INR	91.6225
AUD/USD	0.6802
NZD/USD	0.5857

Dollar/Yen Exchange Rate

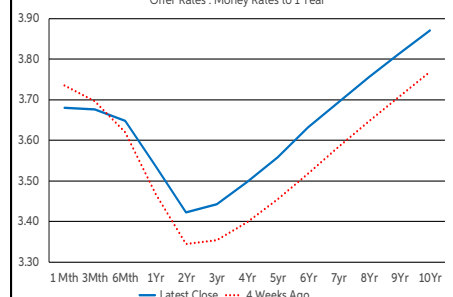


Euro/Yen Exchange Rate



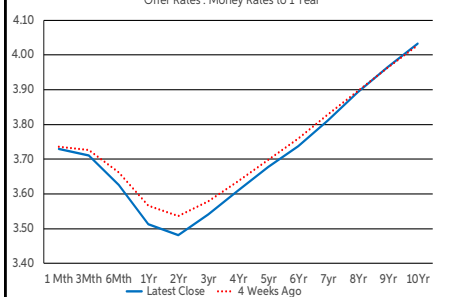
US Swap Curve

Offer Rates : Money Rates to 1 Year



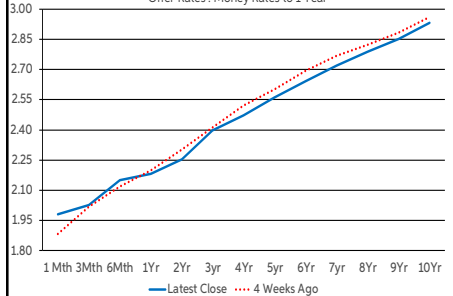
UK Swap Curve

Offer Rates : Money Rates to 1 Year

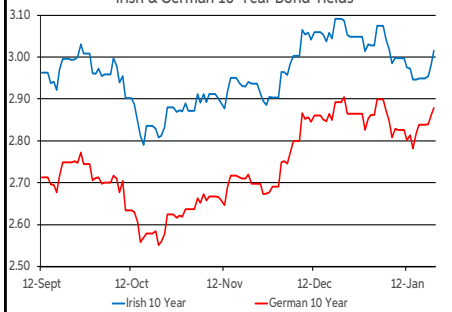


Eurozone Swap Curve

Offer Rates : Money Rates to 1 Year



Irish & German 10-Year Bond Yields



Debt Markets

	Close	Change bps		
		Day	4 Weeks	End 25
10 Year Yield %				
US	4.25	-4	+12	+10
Germany	2.88	+2	+1	+2
UK	4.46	+0	-5	-1
Ireland	3.02	+3	-3	-1
Belgium	3.34	+2	-2	-1
France	3.54	+2	-2	-2
Italy	3.49	+3	-3	-2
Spain	3.28	+2	-1	-1
Portugal	3.27	+2	+10	+11
Greece	3.41	+2	-8	-7

5 Year Swap %				
US	3.82	-2	+11	+10
Eurozone	2.55	+2	-4	-1
UK	3.92	-1	-2	+2

2 Year Swap %				
US	3.69	+1	+9	+11
Eurozone	2.25	+3	-2	-1
UK	3.72	-1	-5	-1

10 Year Government Bond Spreads to Benchmark bps				
Ireland	14	+2	-5	-3
Belgium	46	+1	-3	-3
France	66	-0	-4	-3
Italy	61	+1	-4	-4
Spain	40	+1	-3	-3
Portugal	39	-0	+9	+9
Greece	53	+0	-9	-8

Commodities

	% Change			
	Close	Day	4 Weeks	End 25
Brent Oil	65.24	+0.49	+4.82	+7.21
West Texas Oil	71.65	-0.17	-1.90	-1.27
Gold \$	4836.2	+1.53	+7.97	+12.10

This publication is for information purposes and is not an invitation to deal. The information is believed to be reliable but is not guaranteed. Any expressions of opinions are subject to change without notice. This publication is not to be reproduced in whole or in part without prior permission. In the Republic of Ireland it is distributed by Allied Irish Banks, p.l.c. In the UK it is distributed by Allied Irish Banks, p.l.c. and Allied Irish Bank (GB). In Northern Ireland it is distributed by Allied Irish Bank (NI). In the United States of America it is distributed by Allied Irish Banks, p.l.c. Allied Irish Banks, p.l.c. is regulated by the Central Bank of Ireland. Allied Irish Bank (GB) and AIB (NI) are trade marks used under licence by AIB Group (UK) p.l.c. (a wholly owned subsidiary of Allied Irish Banks, p.l.c.), incorporated in Northern Ireland. Registered Office 92 Ann Street, Belfast BT1 3HH. Registered Number NI018800. Authorised by the Prudential Regulation Authority and regulated by the Financial Conduct Authority and the Prudential Regulation Authority. In the United States of America, Allied Irish Banks, p.l.c., New York Branch, is a branch licensed by the New York State Department of Financial Services. Deposits and other investment products are not FDIC insured, they are not guaranteed by any bank and they may lose value. Please note that telephone calls may be recorded in line with market practice.