

Another quiet day on markets

It was another relatively quiet day across financial markets yesterday. On equity markets, the Euro Stoxx 50 finished flat for the day, while at the close on Wall Street, the S&P 500 was up 0.4%. Meanwhile, having moved higher earlier in the week, bond yields edged lower, most notably at the front end of the curve in the UK and Eurozone. Currency-wise, the main FX pairs remained range bound on the exchanges.

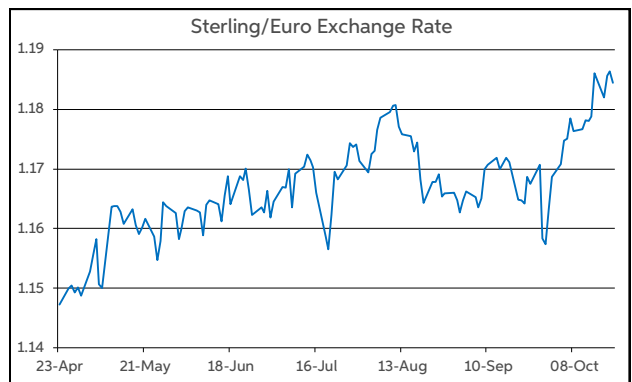
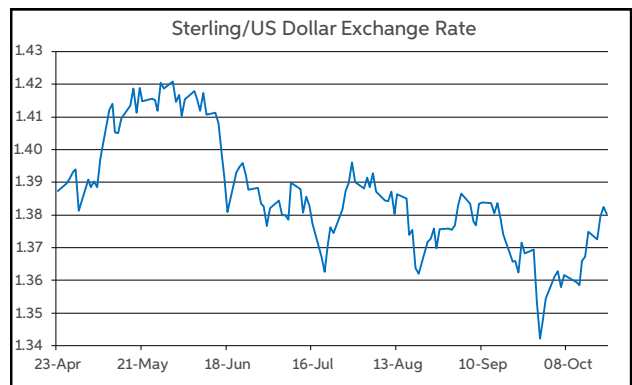
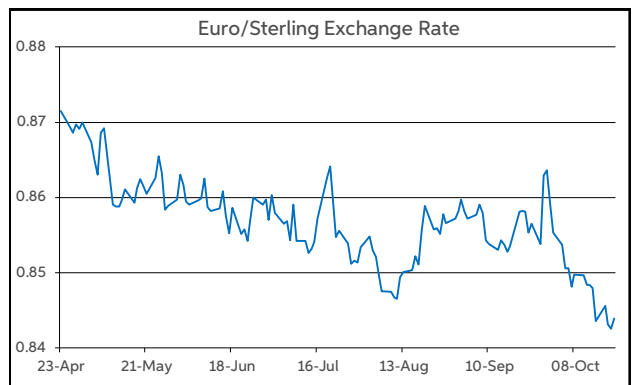
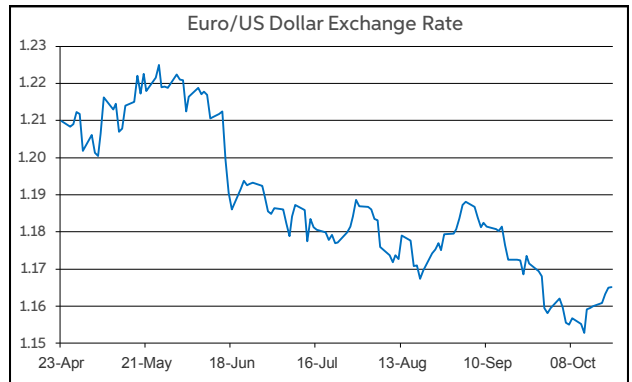
A sparse data calendar likely contributed to the narrow price action on currency markets. The only release of note, the final reading of HICP inflation in the Eurozone, confirmed prices were 3.4% higher on a year-on-year basis in September. However, the lagged nature of the release meant it did not impact the euro.

In level terms, the key currency pairs open at very similar levels to 24 hours ago. This is reflected in EUR/USD starting once again this morning at the midpoint of the \$1.16-1.17 range. EUR/GBP is changing hands in the bottom half of the 84-85p corridor. Meantime, GBP/USD is operating at the \$1.38 handle.

Turning to the day ahead, there is a busier look to the data schedule on both sides of the Atlantic. From a euro viewpoint, the flash reading of consumer confidence for October is forecast to decline slightly.

Meanwhile, from a dollar perspective, existing home sales (September) and the Philly Fed manufacturing index (October) will be released. The latest weekly initial jobless claims figures are also due. However, bar any major surprises, the data is unlikely to impact the majors.

Daniel Noonan, Economist, AIB



Today's Opening FX Rates			
		% Change	
		Day *	End 2020
EUR/USD	1.1651	0.03	-4.60
EUR/GBP	0.8438	0.04	-5.58
GBP/USD	1.3803	-0.03	0.95
GBP/EUR	1.1843	-0.04	5.91
USD/JPY	113.99	-0.46	10.41
EUR/JPY	132.82	-0.46	5.28

* v Previous Day's European Open

See Next Page for More Rates

Opening Interest Rates						
	Base Rate	Money Market		Swap Rates		
		1-Mth	3-Mth	1-Yr	2-Yr	5-Yr
USD	0.125	0.09	0.13	0.22	0.58	1.22
EUR	0.00	-0.56	-0.55	-0.50	-0.37	-0.07
GBP	0.10	0.12	0.22	0.81	1.11	1.23

All rates quoted are indicative market rates

See Next Page For More Rates & Charts

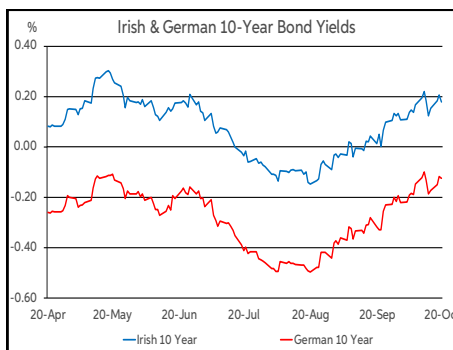
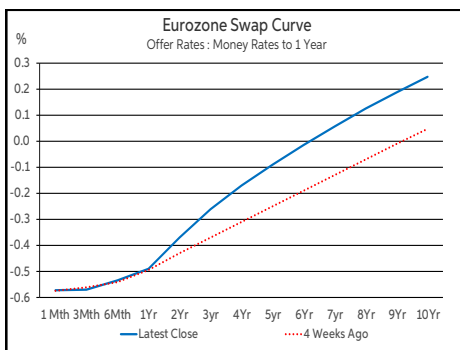
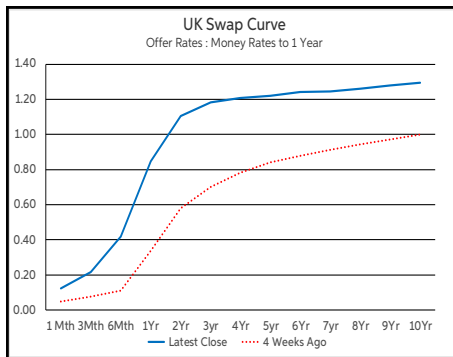
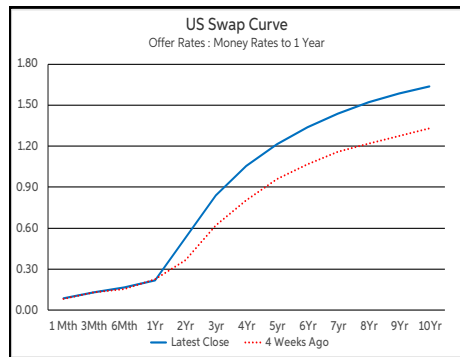
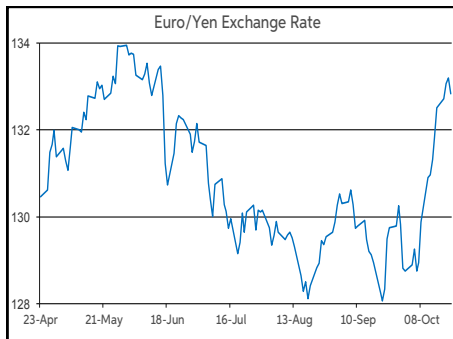
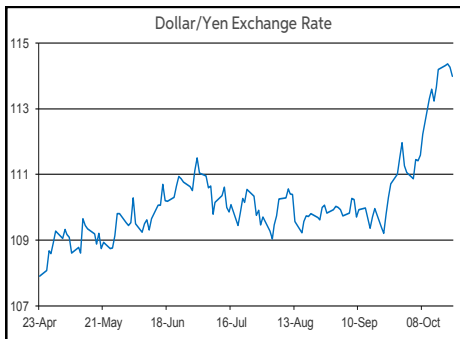
CONTACTS		
AIB Customer Treasury Services business.treasury@aib.ie aib.corporatetreasury@aib.ie aib.ie/fxcentre	Customer Treasury Services GB treasury.gb@aib.ie aibgb.co.uk/fxcentre	Customer Treasury Services NI TreasuryNI@aib.ie aibni.co.uk/fxcentre

Opening Levels

Thursday 21 October 2021
07:32 am



Euro		Sterling		Dollar	
EUR/GBP	0.8438	GBP/EUR	1.1843	USD/JPY	113.99
EUR/USD	1.1651	GBP/USD	1.3803	USD/CAD	1.233
EUR/JPY	132.82	GBP/CAD	1.7022	USD/CHF	0.9185
EUR/SEK	10.0143	GBP/NZD	1.9203	USD/CNY	6.3949
EUR/DKK	7.4402	GBP/JPY	157.34	USD/BRL	5.5977
EUR/NOK	9.7075	GBP/SEK	11.8623	USD/RUB	70.935
EUR/CHF	1.0703	GBP/DKK	8.8126	USD/INR	74.745
EUR/AUD	1.5534	GBP/NOK	11.496	AUD/USD	0.7498
EUR/HKD	9.0601	GBP/CHF	1.2681	NZD/USD	0.7186
EUR/CAD	1.4367	GBP/AUD	1.8402		



Debt Markets				
	Close	Change bps		
		Day	4 Weeks	End 20
10 Year Yield %				
US	1.66	+2	+36	+74
Germany	-0.12	-1	+20	+45
UK	1.15	-2	+35	+95
5 Year Swap %				
US	1.21	+1	+28	+79
Eurozone	-0.09	-4	+17	+37
UK	1.22	-3	+38	+103
2 Year Swap %				
US	0.53	-1	+19	+34
Eurozone	-0.37	-3	+7	+16
UK	1.11	-5	+54	+108
10 Year Government Bond Spreads to Benchmark bps				
Ireland	37	-2	-3	+10
Belgium	30	-2	-1	+11
France	34	-1	+1	+10
Italy	104	-2	+5	-6
Spain	63	-2	-1	+0
Portugal	51	-1	-3	-12
Greece	113	+0	+6	-8

Commodities				
	% Change			
	Close	Day	4 Weeks	End 20
Brent Oil	85.82	+0.87	+12.64	+65.68
West Texas Oil	84.4	+1.45	+16.62	+74.56
Gold \$	1781.8	+0.73	+0.79	-6.05

This publication is for information purposes and is not an invitation to deal. The information is believed to be reliable but is not guaranteed. Any expressions of opinions are subject to change without notice. This publication is not to be reproduced in whole or in part without prior permission. In the Republic of Ireland it is distributed by Allied Irish Banks, p.l.c. In the UK it is distributed by Allied Irish Banks, p.l.c. and Allied Irish Bank (GB). In Northern Ireland it is distributed by Allied Irish Bank (NI). In the United States of America it is distributed by Allied Irish Banks, p.l.c. Allied Irish Banks, p.l.c. is regulated by the Central Bank of Ireland. Allied Irish Bank (GB) and AIB (NI) are trade marks used under licence by AIB Group (UK) p.l.c. (a wholly owned subsidiary of Allied Irish Banks, p.l.c.), incorporated in Northern Ireland. Registered Office 92 Ann Street, Belfast BT1 3HH. Registered Number NI018800. Authorised by the Prudential Regulation Authority and regulated by the Financial Conduct Authority and the Prudential Regulation Authority. In the United States of America, Allied Irish Banks, p.l.c., New York Branch, is a branch licensed by the New York State Department of Financial Services. Deposits and other investment products are not FDIC insured, they are not guaranteed by any bank and they may lose value. Please note that telephone calls may be recorded in line with market practice.