

Light data docket ahead again today

There was a relatively quiet start to the week on financial markets yesterday. A market holiday in the US and a sparse data schedule contributed to the lacklustre price action. On equity markets the Euro Stoxx 50 finished flat for the day. Meanwhile, oil prices rose by over 1% to circa \$113.5 per barrel.

On bond markets yields rose by circa 11-15bps in the Eurozone and the UK. The move higher in yields was most pronounced at the front end of the curves. Meanwhile, core-periphery yields were little changed in the Euro-area.

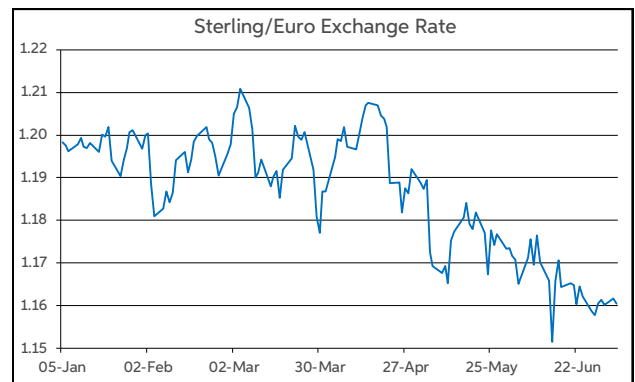
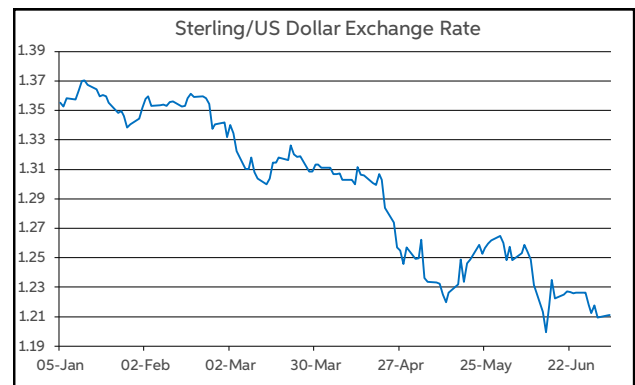
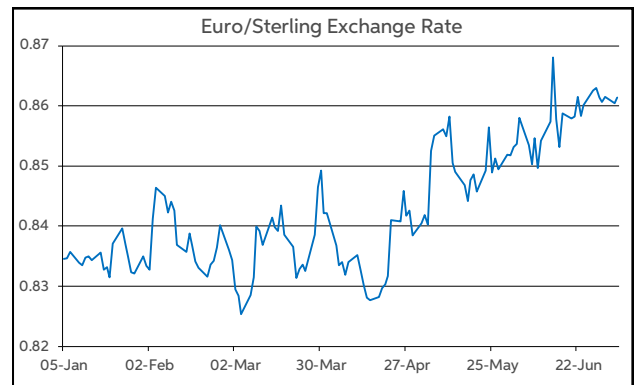
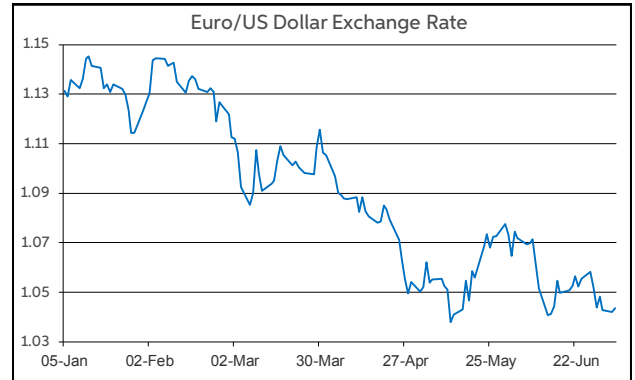
Currency-wise, against this rather subdued backdrop, the main pairs were confined to narrow ranges yesterday. Of the limited moves to register, sterling was holding a slightly firmer tone. Elsewhere, the yen remained on the back-foot.

As trading gets underway this morning, EUR/GBP has edged back towards the 86p handle. Meantime, EUR/USD is operating at an almost identical rate to 24 hours ago, trading in the lower half of the \$1.04-1.05 corridor. GBP/USD is changing hands up above the \$1.21 threshold.

Turning to the day ahead, there is a light data docket once again. Of the limited releases to note, the final composite PMI readings in the Eurozone and the UK are due. However, barring any major surprises the data are unlikely to impact on currency markets.

Elsewhere, the Bank of England will release its latest Financial Stability Report, while Silvana Tenreiro, a member of the BoE's MPC is due to give prepared remarks at a separate event.

Daniel Noonan, Economist, AIB



Today's Opening FX Rates			
		% Change	
		Day *	End 2021
EUR/USD	1.0436	0.11	-8.20
EUR/GBP	0.8612	-0.09	2.52
GBP/USD	1.2114	0.17	-10.46
GBP/EUR	1.1606	0.09	-2.46
USD/JPY	136.15	0.76	18.31
EUR/JPY	142.1	0.85	8.58

* v Previous Day's European Open

See Next Page for More Rates

Opening Interest Rates						
	Base Rate	Money Market		Swap Rates		
		1-Mth	3-Mth	1-Yr	2-Yr	5-Yr
USD	1.625	1.80	2.29	3.24	3.19	2.98
EUR	0.00	-0.51	-0.18	0.79	1.35	1.77
GBP	1.25	1.23	1.69	2.72	2.87	2.72

All rates quoted are indicative market rates

See Next Page For More Rates & Charts

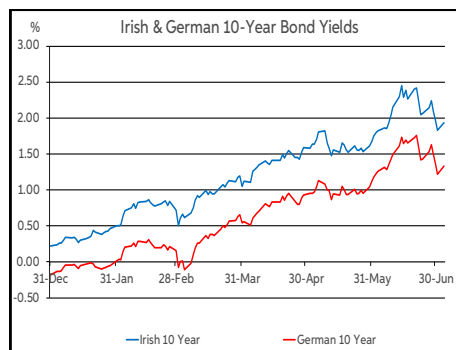
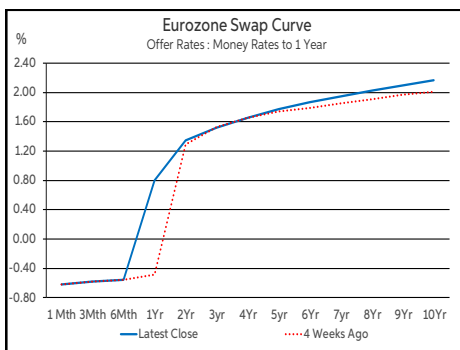
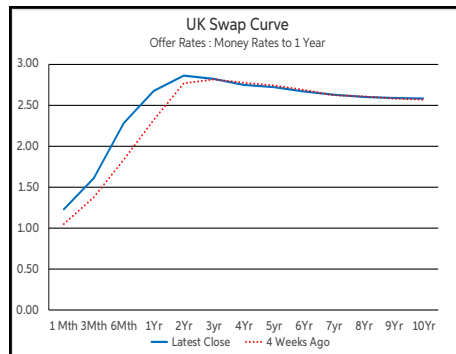
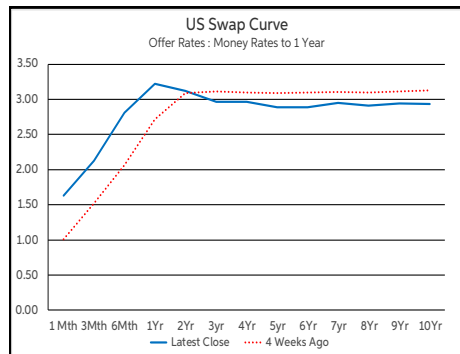
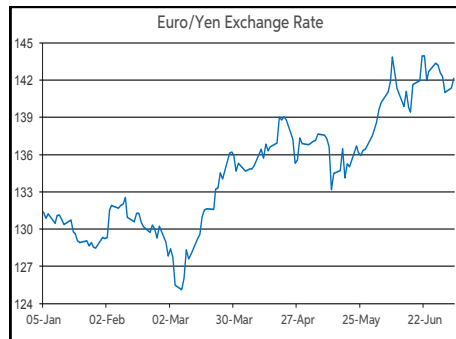
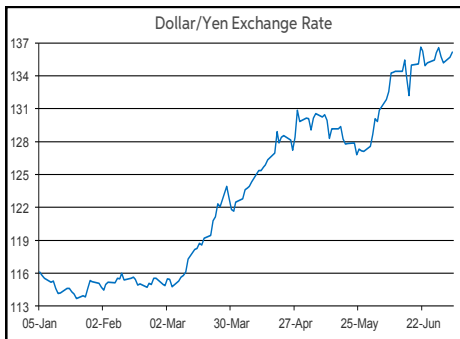
CONTACTS		
AIB Customer Treasury Services business.treasury@aib.ie aib.corporatetreasury@aib.ie aib.ie/fxcentre	Customer Treasury Services GB treasury.gb@aib.ie aibgb.co.uk/fxcentre	Customer Treasury Services NI TreasuryNI@aib.ie aibni.co.uk/fxcentre

Opening Levels

Tuesday 05 July 2022
07:07 am



Euro		Sterling		Dollar	
EUR/GBP	0.8613	GBP/EUR	1.1606	USD/JPY	136.15
EUR/USD	1.0436	GBP/USD	1.2114	USD/CAD	1.2846
EUR/JPY	142.09	GBP/CAD	1.5562	USD/CHF	0.9602
EUR/SEK	10.7749	GBP/NZD	1.9488	USD/CNY	6.6933
EUR/DKK	7.439	GBP/JPY	164.93	USD/BRL	5.3293
EUR/NOK	10.2567	GBP/SEK	12.5063	USD/RUB	55
EUR/CHF	1.0023	GBP/DKK	8.6343	USD/INR	79.0775
EUR/AUD	1.5202	GBP/NOK	11.9059		
EUR/HKD	8.1893	GBP/CHF	1.1634	AUD/USD	0.6864
EUR/CAD	1.3407	GBP/AUD	1.7647	NZD/USD	0.6214



Debt Markets				
	Close	Change bps		
		Day	4 Weeks	End 21
10 Year Yield %				
US	2.89	-13	-15	+138
Germany	1.34	+11	+1	+152
UK	2.20	+12	-5	+123
5 Year Swap %				
US	2.88	+1	-16	+155
Eurozone	1.77	+13	+4	+176
UK	2.72	+10	-2	+145
2 Year Swap %				
US	3.12	+5	+7	+218
Eurozone	1.34	+12	+6	+164
UK	2.86	+9	+10	+167
10 Year Government Bond Spreads to Benchmark bps				
Ireland	64	+0	+8	+21
Belgium	68	+2	+7	+32
France	60	+3	+8	+23
Italy	201	+4	-8	+65
Spain	108	+3	-7	+30
Portugal	108	+2	-12	+42
Greece	220	-9	-36	+71

Commodities				
	% Change			
	Close	Day	4 Weeks	End 21
Brent Oil	113.5	+1.68	-5.03	+45.92
West Texas Oil	110.3	+2.36	-6.85	+46.42
Gold \$	1809.1	-0.06	-1.73	-1.05

This publication is for information purposes and is not an invitation to deal. The information is believed to be reliable but is not guaranteed. Any expressions of opinions are subject to change without notice. This publication is not to be reproduced in whole or in part without prior permission. In the Republic of Ireland it is distributed by Allied Irish Banks, p.l.c. In the UK it is distributed by Allied Irish Banks, p.l.c. and Allied Irish Bank (GB). In Northern Ireland it is distributed by Allied Irish Bank (NI). In the United States of America it is distributed by Allied Irish Banks, p.l.c. Allied Irish Banks, p.l.c. is regulated by the Central Bank of Ireland. Allied Irish Bank (GB) and AIB (NI) are trade marks used under licence by AIB Group (UK) p.l.c. (a wholly owned subsidiary of Allied Irish Banks, p.l.c.), incorporated in Northern Ireland. Registered Office 92 Ann Street, Belfast BT1 3HH. Registered Number NI018800. Authorised by the Prudential Regulation Authority and regulated by the Financial Conduct Authority and the Prudential Regulation Authority. In the United States of America, Allied Irish Banks, p.l.c., New York Branch, is a branch licensed by the New York State Department of Financial Services. Deposits and other investment products are not FDIC insured, they are not guaranteed by any bank and they may lose value. Please note that telephone calls may be recorded in line with market practice.