

Firmer tone to sterling

Trading conditions were somewhat choppy yesterday, as investors continued to digest the fallout from the US military action in Venezuela over the weekend. Having initially moved lower, oil prices finished the day up by close to 2%. Brent crude opens this morning in the top half of the \$61-62 range per barrel.

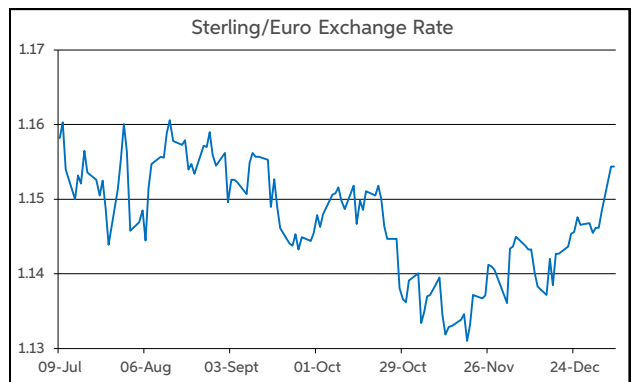
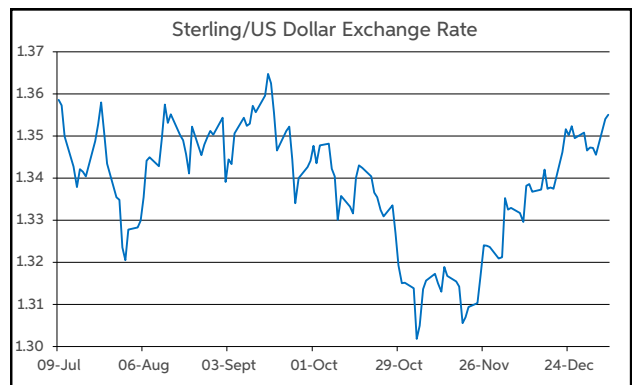
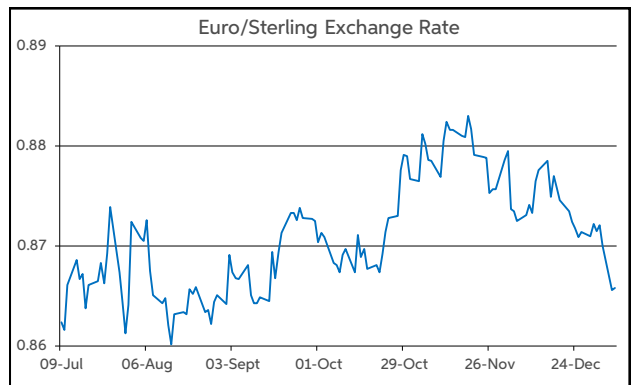
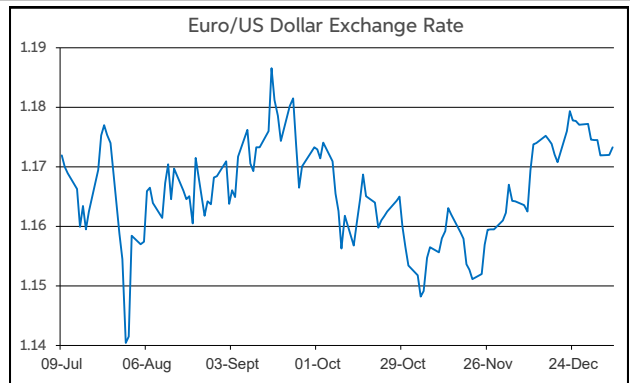
On equity markets, the Euro Stoxx 50 continued to outperform, rising by 1.3% at the start of the first full trading week of the year. At the closing bell on Wall Street, the S&P 500 was up by a more modest 0.6%. In terms of fixed income, US Treasury, UK Gilt and German Bund yields edged 2-4bps lower along the curves.

Data-wise, the main release of note was the US manufacturing ISM for December. The index printed below the consensus, falling to 47.9 (vs. 48.4 f'cast), indicating that activity levels in the sector contracted at a slightly faster pace in the month. The survey details also suggested that prices rose more sharply, while employment and new orders declined in December.

On the currency front, there was a firmer tone to sterling, following remarks from PM Starmer, indicating that the UK may move towards aligning more closely with the EU single market (though not the customs union). Elsewhere, the dollar handed back some of its early gains. In level terms, this sees GBP/USD open this morning up at the midpoint of the \$1.35-1.36 corridor. EUR/GBP is back near the halfway mark of 86-87p. EUR/USD is changing hands in the lower half of the \$1.17-1.18 range.

Turning to the day ahead, the macro data calendar is relatively sparse on both sides of the Atlantic. The main releases of note will be the flash estimates of German and French inflation for December. The former is forecast to edge down somewhat to 2.2% while the latter is expected to remain low, at just 0.8%.

Daniel Noonan, Economist, AIB



Today's Opening FX Rates			
		% Change	
		Day *	End 2025
EUR/USD	1.1733	0.41	-0.10
EUR/GBP	0.8658	-0.48	-0.65
GBP/USD	1.355	0.94	0.57
GBP/EUR	1.1548	0.49	0.66
USD/JPY	156.39	-0.50	-0.17
EUR/JPY	183.52	-0.09	-0.26

* v Previous Day's European Open

See Next Page for More Rates

Opening Interest Rates						
Base Rate	Money Market			Swap Rates		
	1-Mth	3-Mth		1-Yr	2-Yr	5-Yr
USD	3.63	3.66	3.64	3.42	3.58	3.73
EUR	2.00	1.95	2.03	2.17	2.27	2.58
GBP	3.75	3.72	3.69	3.53	3.75	3.92

All rates quoted are indicative market rates

See Next Page For More Rates & Charts

CONTACTS		
AIB Customer Treasury Services business.treasury@aib.ie aib.corporate@treasury@aib.ie aib.ie/fxcentre	Customer Treasury Services GB treasury.gb@aib.ie aibgb.co.uk/fxcentre	Customer Treasury Services NI TreasuryNI@aib.ie aibni.co.uk/fxcentre

Opening Levels

Tuesday 06 January 2026
06:22 am



Euro

EUR/GBP	0.8658
EUR/USD	1.1733
EUR/JPY	183.52
EUR/SEK	10.7491
EUR/DKK	7.4708
EUR/NOK	11.7485
EUR/CHF	0.9281
EUR/AUD	1.7423
EUR/HKD	9.1371
EUR/CAD	1.6145

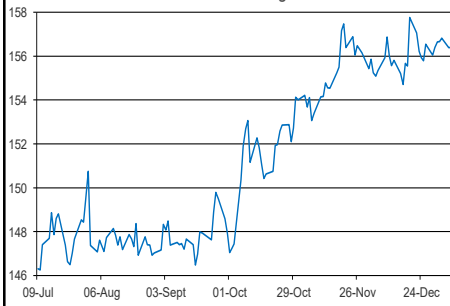
Sterling

GBP/EUR	1.1548
GBP/USD	1.355
GBP/CAD	1.8645
GBP/NZD	2.334
GBP/JPY	211.91
GBP/SEK	12.4127
GBP/DKK	8.6259
GBP/NOK	13.5689
GBP/CHF	1.0719
GBP/AUD	2.0121

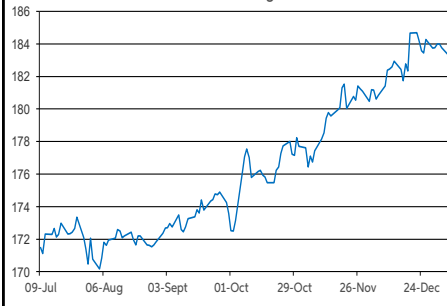
Dollar

USD/JPY	156.39
USD/CAD	1.3761
USD/CHF	0.7911
USD/CNY	6.981
USD/BRL	5.4073
USD/RUB	80.9
USD/INR	90.1725
AUD/USD	0.6731
NZD/USD	0.5802

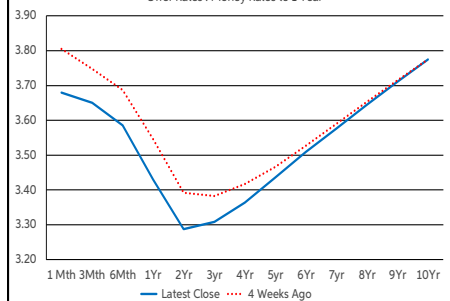
Dollar/Yen Exchange Rate



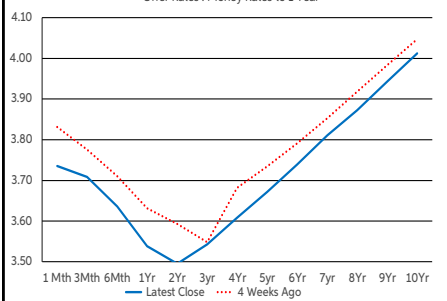
Euro/Yen Exchange Rate



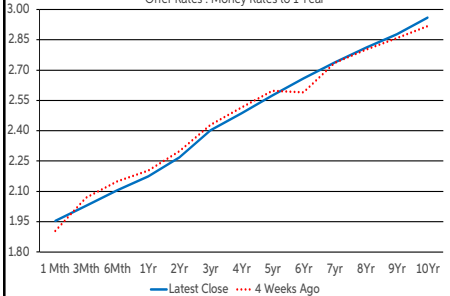
US Swap Curve
Offer Rates : Money Rates to 1 Year



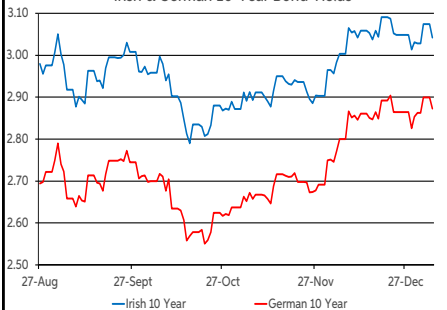
UK Swap Curve
Offer Rates : Money Rates to 1 Year



Eurozone Swap Curve
Offer Rates : Money Rates to 1 Year



Irish & German 10-Year Bond Yields



Debt Markets

	Close	Change bps		
		Day	4 Weeks	End 25
10 Year Yield %				
US	4.16	-3	-1	+1
Germany	2.87	-3	+1	+1
UK	4.51	-3	-2	+3
Ireland	3.04	-3	-2	+1
Belgium	3.37	-4	+0	+2
France	3.57	-4	-1	+1
Italy	3.53	-4	-3	+2
Spain	3.30	-4	-3	+1
Portugal	3.18	-3	-2	+2
Greece	3.48	-3	-0	+0
5 Year Swap %				
US	3.70	+0	+1	-3
Eurozone	2.56	-3	-2	-0
UK	3.92	-2	-5	+2
2 Year Swap %				
US	3.56	-1	-7	-2
Eurozone	2.26	-0	-3	+0
UK	3.74	-1	-9	+1
10 Year Government Bond Spreads to Benchmark bps				
Ireland	17	-1	-3	+0
Belgium	50	-2	-0	+1
France	70	-1	-2	+0
Italy	66	-2	-4	+1
Spain	43	-1	-4	-0
Portugal	30	-1	-2	+1
Greece	61	+0	-1	-1

Commodities

	% Change			
	Close	Day	4 Weeks	End 25
Brent Oil	61.76	+1.66	-1.17	+1.50
West Texas Oil	71.65	-0.17	-1.90	-1.27
Gold \$	4448.2	+2.73	+6.20	+3.11

This publication is for information purposes and is not an invitation to deal. The information is believed to be reliable but is not guaranteed. Any expressions of opinions are subject to change without notice. This publication is not to be reproduced in whole or in part without prior permission. In the Republic of Ireland it is distributed by Allied Irish Banks, p.l.c. In the UK it is distributed by Allied Irish Banks, p.l.c. and Allied Irish Bank (GB). In Northern Ireland it is distributed by Allied Irish Bank (NI). In the United States of America it is distributed by Allied Irish Banks, p.l.c. Allied Irish Banks, p.l.c. is regulated by the Central Bank of Ireland. Allied Irish Bank (GB) and AIB (NI) are trade marks used under licence by AIB Group (UK) p.l.c. (a wholly owned subsidiary of Allied Irish Banks, p.l.c.), incorporated in Northern Ireland. Registered Office 92 Ann Street, Belfast BT1 3HH. Registered Number NI018800. Authorised by the Prudential Regulation Authority and regulated by the Financial Conduct Authority and the Prudential Regulation Authority. In the United States of America, Allied Irish Banks, p.l.c., New York Branch, is a branch licensed by the New York State Department of Financial Services. Deposits and other investment products are not FDIC insured, they are not guaranteed by any bank and they may lose value. Please note that telephone calls may be recorded in line with market practice.