

Mixed mood on markets

There was a mixed mood on markets at the start of the week yesterday, as investors continued to digest the weekend developments in relation to a potential deal between the US and Iran to end the conflict. Overall, there is some concern that a deal may not be reached, and that the current fragile ceasefire that exists in the Gulf, may breakdown. Against that backdrop, oil prices remained elevated, with Brent crude staying in and around the \$105/bbl mark.

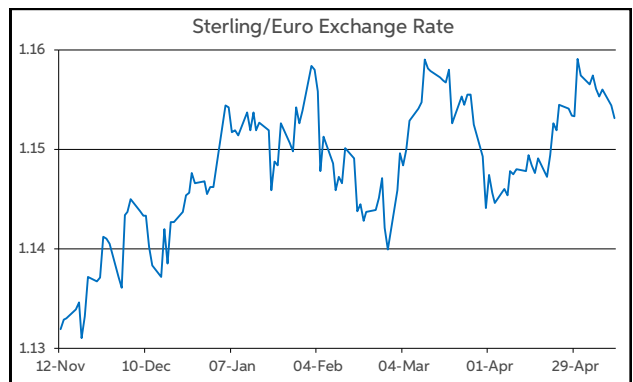
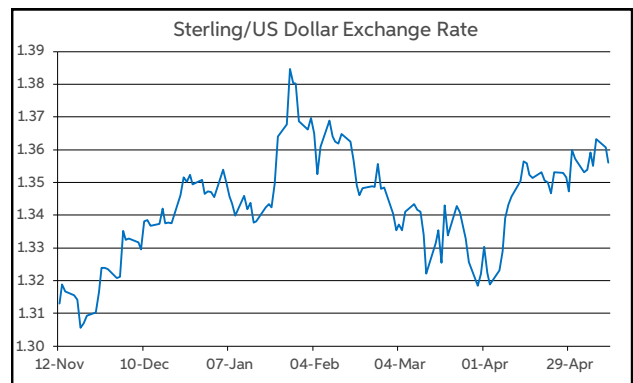
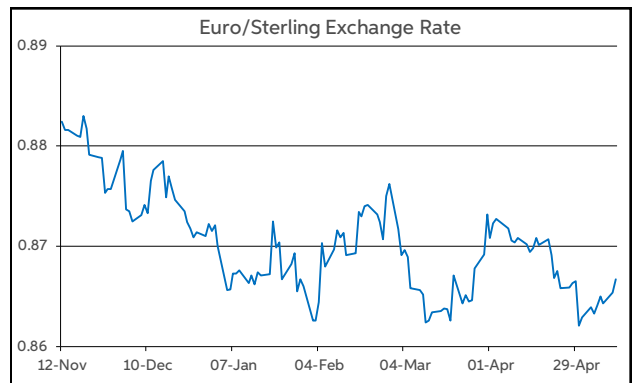
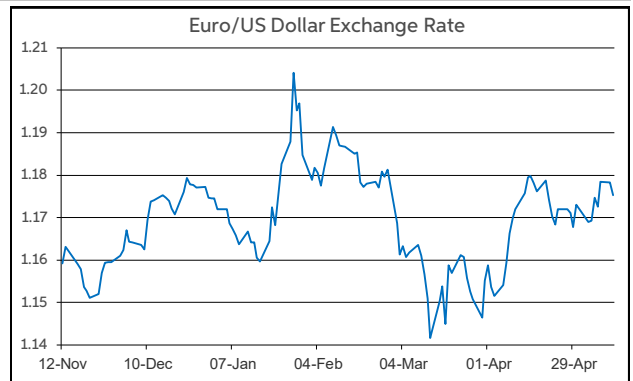
Elsewhere, the Euro Stoxx 50 fell by a modest 0.3% yesterday. In contrast, the S&P 500 rose by 0.2%, albeit the gains were concentrated in tech stocks and the energy sector. In terms of fixed income, yields moved higher across the board. US Treasury yields rose by 3-4bps, while German Bund and UK Gilt yields climbed 5-9bps higher.

On the currency front, the main pairs continued to operate in relatively narrow ranges. Of the limited moves to note, sterling inched slightly lower. At the same time, the yen came under some minor downward pressure.

In level terms, the marginally softer tone to sterling sees GBP/USD open this morning down at the midpoint of the \$1.35-1.36 corridor. EUR/USD is at the halfway mark of the \$1.17-1.18 band. Meantime, EUR/GBP is changing hands in the top half of 86-87p. USD/JPY is in the lower region of ¥157-158.

Looking ahead, news flow regarding the Middle East conflict will remain in focus. On the data front, US CPI inflation for April is due for release. The consensus is for a sharp increase in the headline rate to 3.7% from 3.3%, while the core rate is forecast to rise to 2.7% from 2.6%. The release poses some event risk for the dollar. Elsewhere, the German ZEW economic sentiment indicator for May is projected to deteriorate for a fourth consecutive month.

Daniel Noonan, Economist, AIB



Today's Opening FX Rates			
		% Change	
		Day *	End 2025
EUR/USD	1.1753	0.03	0.07
EUR/GBP	0.8666	0.17	-0.56
GBP/USD	1.356	-0.14	0.65
GBP/EUR	1.1536	-0.17	0.57
USD/JPY	157.42	0.20	0.49
EUR/JPY	185.01	0.22	0.55

* v Previous Day's European Open
See Next Page for More Rates

Opening Interest Rates						
Base Rate	Money Market			Swap Rates		
	1-Mth	3-Mth	1-Yr	2-Yr	5-Yr	
USD	3.63	3.62	3.64	3.77	4.08	4.07
EUR	2.00	1.97	2.23	2.77	2.88	2.92
GBP	3.75	3.72	3.82	4.27	4.60	4.58

All rates quoted are indicative market rates

See Next Page For More Rates & Charts

CONTACTS		
AIB Customer Treasury Services business.treasury@aib.ie aib.corporatetreasury@aib.ie aib.ie/fxcentre	Customer Treasury Services GB treasury.gb@aib.ie aibgb.co.uk/fxcentre	Customer Treasury Services NI TreasuryNI@aib.ie aibni.co.uk/fxcentre

Opening Levels

Tuesday 12 May 2026
07:24 am



Euro

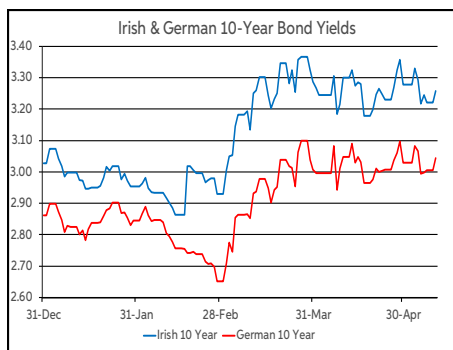
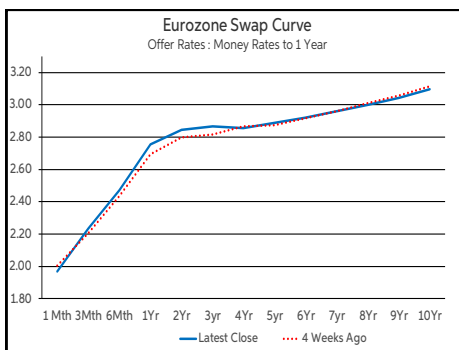
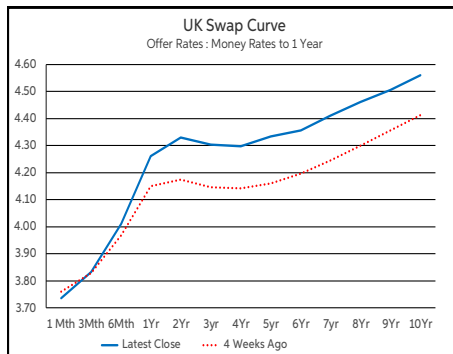
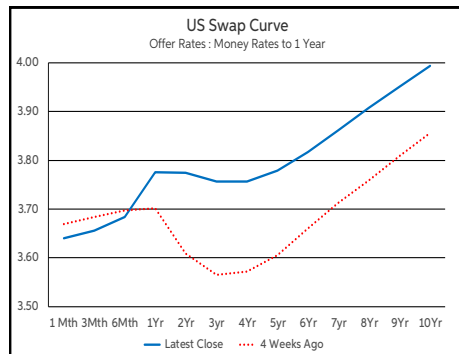
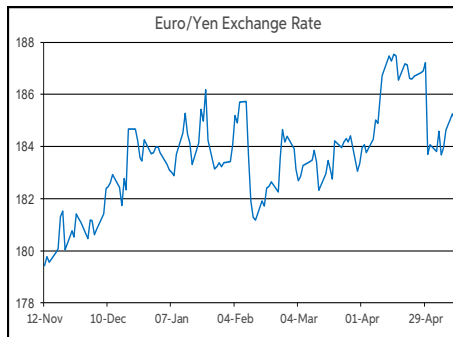
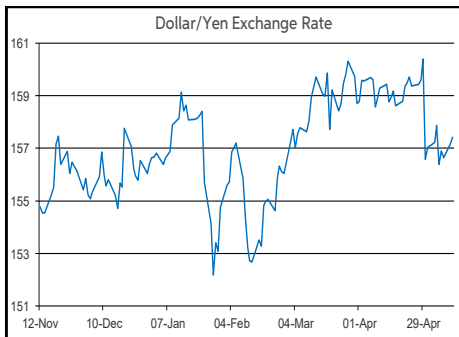
EUR/GBP	0.8666
EUR/USD	1.1753
EUR/JPY	185.01
EUR/SEK	10.8771
EUR/DKK	7.4726
EUR/NOK	10.8148
EUR/CHF	0.9164
EUR/AUD	1.6279
EUR/HKD	9.2004
EUR/CAD	1.6093

Sterling

GBP/EUR	1.1536
GBP/USD	1.356
GBP/CAD	1.8563
GBP/NZD	2.2794
GBP/JPY	213.46
GBP/SEK	12.5487
GBP/DKK	8.6171
GBP/NOK	12.474
GBP/CHF	1.0571
GBP/AUD	1.8778

Dollar

USD/JPY	157.42
USD/CAD	1.3692
USD/CHF	0.7797
USD/CNY	6.7939
USD/BRL	4.8868
USD/RUB	73.85
USD/INR	95.5363
AUD/USD	0.7218
NZD/USD	0.5945



Debt Markets				
	Close	Change bps		
		Day	4 Weeks	End 25
10 Year Yield %				
US	4.41	+5	+12	+26
Germany	3.04	+4	-5	+18
UK	5.00	+9	+13	+53
5 Year Swap %				
US	4.05	+6	+18	+32
Eurozone	2.87	+5	+0	+31
UK	4.57	+12	+21	+68
2 Year Swap %				
US	4.02	+4	+17	+45
Eurozone	2.84	+7	+5	+58
UK	4.59	+11	+21	+86
10 Year Government Bond Spreads to Benchmark bps				
Ireland	21	-0	-2	+5
Belgium	45	-0	-1	-4
France	62	-0	-3	-8
Italy	74	+1	-6	+9
Spain	42	+0	-4	-1
Portugal	37	+1	-4	+7
Greece	69	+3	-4	+7

Commodities				
	% Change			
	Close	Day	4 Weeks	End 25
Brent Oil	104.21	+2.88	+4.88	+71.26
West Texas Oil	101.56	+2.72	+0.83	+77.37
Gold \$	4734.1	+0.42	-0.11	+9.73

This publication is for information purposes and is not an invitation to deal. The information is believed to be reliable but is not guaranteed. Any expressions of opinions are subject to change without notice. This publication is not to be reproduced in whole or in part without prior permission. In the Republic of Ireland it is distributed by Allied Irish Banks, p.l.c. In the UK it is distributed by Allied Irish Banks, p.l.c. and Allied Irish Bank (GB). In Northern Ireland it is distributed by Allied Irish Bank (NI). In the United States of America it is distributed by Allied Irish Banks, p.l.c. Allied Irish Banks, p.l.c. is regulated by the Central Bank of Ireland. Allied Irish Bank (GB) and AIB (NI) are trade marks used under licence by AIB Group (UK) p.l.c. (a wholly owned subsidiary of Allied Irish Banks, p.l.c.), incorporated in Northern Ireland. Registered Office 92 Ann Street, Belfast BT1 3HH. Registered Number NI018800. Authorised by the Prudential Regulation Authority and regulated by the Financial Conduct Authority and the Prudential Regulation Authority. In the United States of America, Allied Irish Banks, p.l.c., New York Branch, is a branch licensed by the New York State Department of Financial Services. Deposits and other investment products are not FDIC insured, they are not guaranteed by any bank and they may lose value. Please note that telephone calls may be recorded in line with market practice.