

## US labour market report due today

There was a cautious tone to investor sentiment yesterday, amid a relatively quiet day across markets. Investors largely kept their powder dry ahead of the release of the US labour market report today. On equity markets, the Euro Stoxx 50 inched 0.2% lower. Similarly, the S&P 500 fell by 0.3%. Meantime, benchmark sovereign bond yields moved 2-5bps lower in the US, UK and Eurozone.

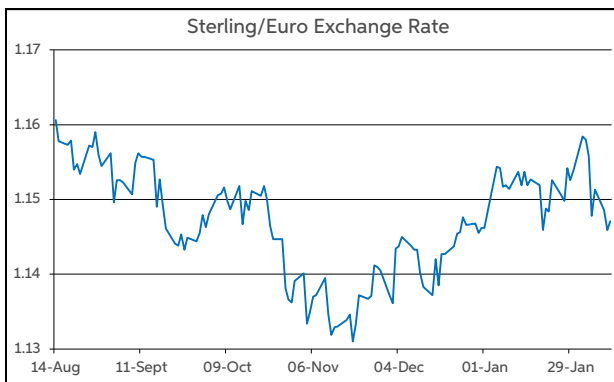
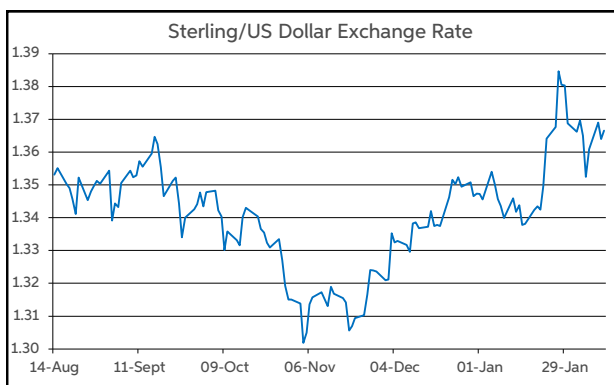
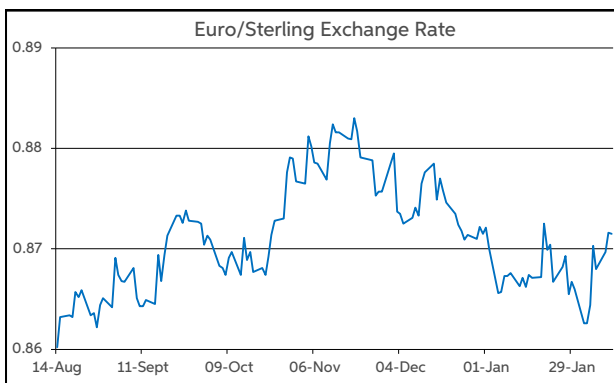
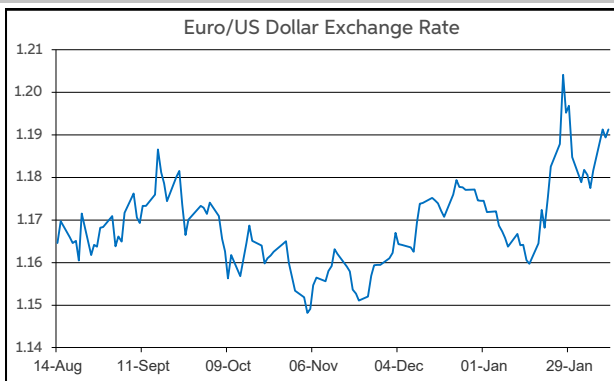
Data-wise, US retail sales printed well below the consensus. Headline sales flatlined in December (vs. +0.4% f'cast), while the control group measure contracted by 0.1% (vs. +0.4% f'cast also). Meanwhile, the wages component of the employment cost index (a wage inflation metric followed closely by the Fed) eased to +0.7% in Q4, its lowest level since Q3 2020. In terms of some timelier data, US small business optimism fell marginally to 99.3 in January.

Against this backdrop, the dollar was under some mild downward pressure. This saw EUR/USD trade to a high of \$1.1929. However, the greenback recouped its losses before the close. At the same time, the yen was holding a firmer tone, gaining over 1% versus the euro and the dollar. Thin trading conditions due to a market holiday in Japan may have exacerbated the move.

In level terms, EUR/USD opens above the \$1.19 handle for a second consecutive day. GBP/USD is operating in the top half of the \$1.36-1.37 range. Elsewhere, EUR/GBP is changing hands above the 87p mark. Meantime, USD/JPY is trading back close to ¥153.

Turning to the day ahead, the focus will be on the delayed release of the aforementioned US labour market report for January. The consensus is for non-farm payrolls to rise by 70k in the month. Meanwhile, the unemployment rate is forecast to stay at 4.4%, and average earnings growth is projected to slow to +3.6% y/y from +3.8% y/y. The release may create some volatility for the dollar.

**Daniel Noonan, Economist, AIB**



Today's Opening FX Rates			
		% Change	
		Day *	End 2025
EUR/USD	1.1911	0.04	1.41
EUR/GBP	0.8715	0.13	0.00
GBP/USD	1.3666	-0.08	1.43
GBP/EUR	1.147	-0.13	0.00
USD/JPY	153.16	-1.38	-2.23
EUR/JPY	182.47	-1.33	-0.83

\* v Previous Day's European Open

See Next Page for More Rates

Opening Interest Rates						
Base Rate	Money Market			Swap Rates		
	1-Mth	3-Mth	1-Yr	2-Yr	5-Yr	
USD	3.63	3.65	3.63	3.38	3.55	3.68
EUR	2.00	1.97	1.98	2.14	2.20	2.47
GBP	3.75	3.72	3.62	3.46	3.73	3.97

All rates quoted are indicative market rates

See Next Page For More Rates & Charts

### CONTACTS

**AIB Customer Treasury Services**  
business.treasury@aib.ie  
aib.corporate@treasury@aib.ie  
aib.ie/fxcentre

**Customer Treasury Services GB**  
treasury.gb@aib.ie  
aibgb.co.uk/fxcentre

**Customer Treasury Services NI**  
TreasuryNI@aib.ie  
aibni.co.uk/fxcentre

# Opening Levels

Wednesday 11 February 2026  
07:00 am



## Euro

EUR/GBP	0.8715
EUR/USD	1.1911
EUR/JPY	182.47
EUR/SEK	10.5501
EUR/DKK	7.4707
EUR/NOK	11.2951
EUR/CHF	0.9125
EUR/AUD	1.6762
EUR/HKD	9.31
EUR/CAD	1.6111

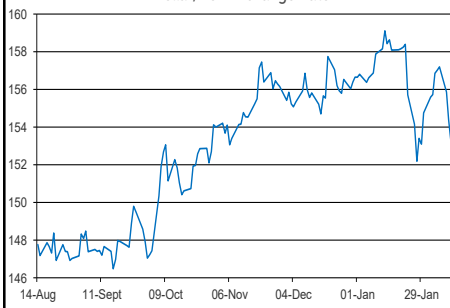
## Sterling

GBP/EUR	1.147
GBP/USD	1.3666
GBP/CAD	1.848
GBP/NZD	2.2561
GBP/JPY	209.31
GBP/SEK	12.1006
GBP/DKK	8.5703
GBP/NOK	12.9645
GBP/CHF	1.0468
GBP/AUD	1.9229

## Dollar

USD/JPY	153.16
USD/CAD	1.3527
USD/CHF	0.766
USD/CNY	6.9125
USD/BRL	5.1967
USD/RUB	77.2
USD/INR	90.572
AUD/USD	0.7104
NZD/USD	0.6053

Dollar/Yen Exchange Rate

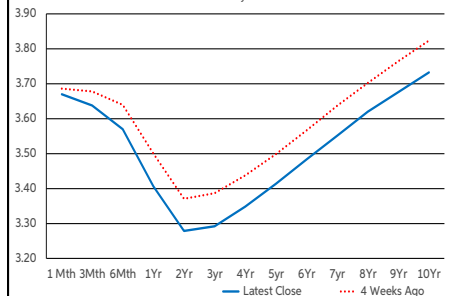


Euro/Yen Exchange Rate



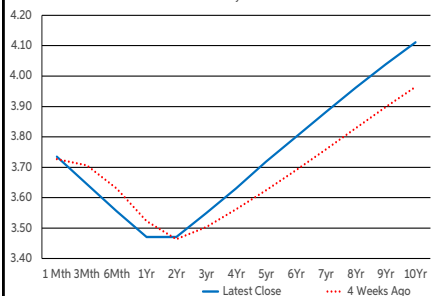
US Swap Curve

Offer Rates : Money Rates to 1 Year



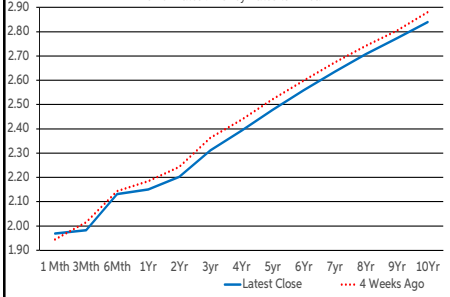
UK Swap Curve

Offer Rates : Money Rates to 1 Year

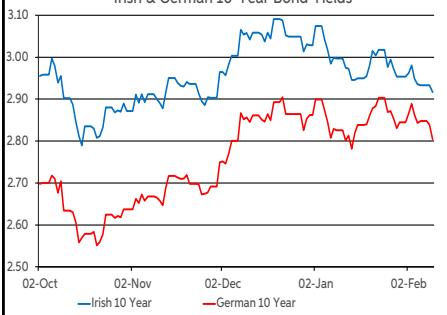


Eurozone Swap Curve

Offer Rates : Money Rates to 1 Year



Irish & German 10-Year Bond Yields



## Debt Markets

	Close	Change bps		
		Day	4 Weeks	End 25
10 Year Yield %				
US	4.15	-5	-3	-1
Germany	2.80	-4	-1	-6
UK	4.51	-2	+11	+4
Ireland	2.92	-2	-6	-11
Belgium	3.22	-4	-9	-13
France	3.40	-4	-12	-16
Italy	3.42	-4	-3	-9
Spain	3.18	-4	-7	-12
Portugal	3.16	-4	+5	+0
Greece	3.42	-4	+5	-6
5 Year Swap %				
US	3.68	-4	-8	-5
Eurozone	2.46	-2	-5	-10
UK	3.96	+0	+10	+7
2 Year Swap %				
US	3.54	-3	-9	-4
Eurozone	2.20	-1	-4	-6
UK	3.71	-0	+1	-2
10 Year Government Bond Spreads to Benchmark bps				
Ireland	11	+2	-5	-5
Belgium	41	-1	-8	-7
France	60	-0	-11	-10
Italy	61	-1	-2	-4
Spain	37	-0	-6	-6
Portugal	36	-0	+6	+6
Greece	62	-0	+6	+0

## Commodities

	Close	% Change		
		Day	4 Weeks	End 25
Brent Oil	68.8	-0.35	+5.09	+13.06
West Texas Oil	71.65	-0.17	-1.90	-1.27
Gold \$	5023.0	-0.82	+9.50	+16.43

This publication is for information purposes and is not an invitation to deal. The information is believed to be reliable but is not guaranteed. Any expressions of opinions are subject to change without notice. This publication is not to be reproduced in whole or in part without prior permission. In the Republic of Ireland it is distributed by Allied Irish Banks, p.l.c. In the UK it is distributed by Allied Irish Banks, p.l.c. and Allied Irish Bank (GB). In Northern Ireland it is distributed by Allied Irish Bank (NI). In the United States of America it is distributed by Allied Irish Banks, p.l.c. Allied Irish Banks, p.l.c. is regulated by the Central Bank of Ireland. Allied Irish Bank (GB) and AIB (NI) are trade marks used under licence by AIB Group (UK) p.l.c. (a wholly owned subsidiary of Allied Irish Banks, p.l.c.), incorporated in Northern Ireland. Registered Office 92 Ann Street, Belfast BT1 3HH. Registered Number NI018800. Authorised by the Prudential Regulation Authority and regulated by the Financial Conduct Authority and the Prudential Regulation Authority. In the United States of America, Allied Irish Banks, p.l.c., New York Branch, is a branch licensed by the New York State Department of Financial Services. Deposits and other investment products are not FDIC insured, they are not guaranteed by any bank and they may lose value. Please note that telephone calls may be recorded in line with market practice.