

## Keir today, gone tomorrow?

Investor sentiment continued to hold a cautious tone yesterday, amid concerns regarding the fragile ceasefire in the Middle East, as peace talks between the US and Iran continue to stall. Oil prices continued to rise yesterday, with Brent crude increasing by over 2% to \$107/bbl. Furthermore, political news flow in the UK and hotter than expected US CPI inflation data provided an unhelpful backdrop for markets.

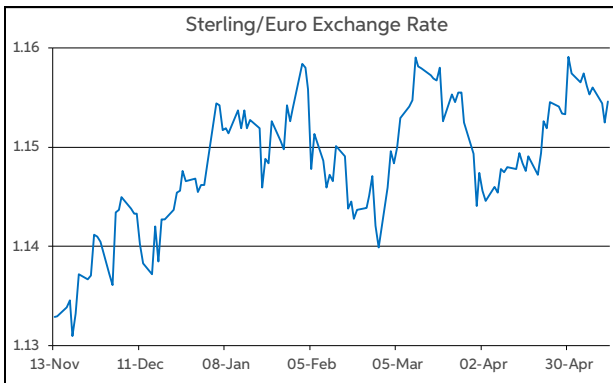
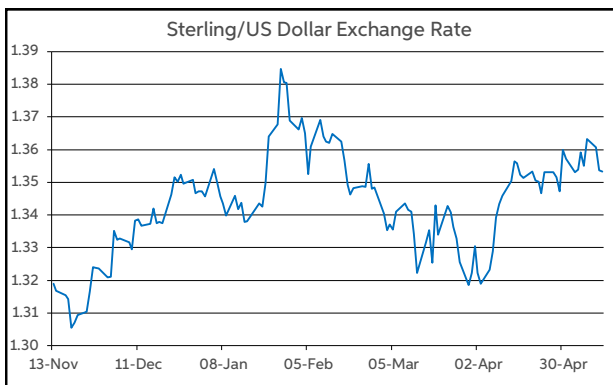
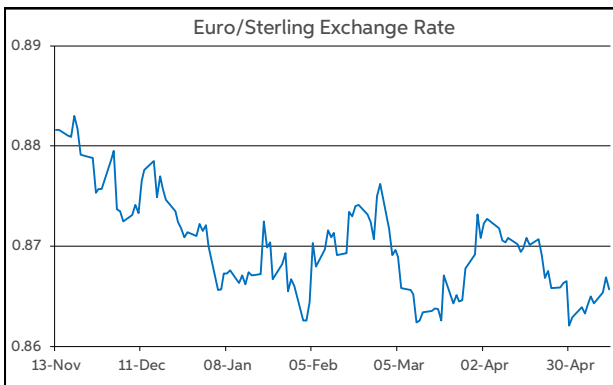
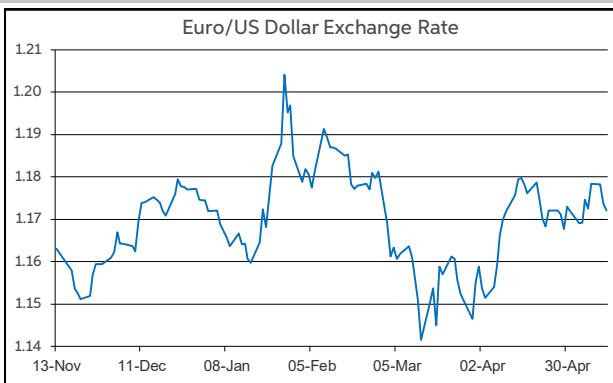
UK PM Starmer came under increasing pressure to resign yesterday, as a number of junior ministers stepped down and joined other MPs, calling for him to quit. However, for now at least, Starmer has vowed to continue as PM. Meantime, headline US CPI inflation rose to 3.8% (vs. 3.7% f'cast) and the core rate to 2.8% (vs. 2.7% f'cast) in April. US market rate expectations formed in the aftermath of the release. Markets now see a 75% chance of Fed rate hike in Q1 next year.

Currency-wise, the dollar was in the ascendancy for most of yesterday, albeit its gains were modest. The greenback was already strengthening before the CPI release, but it moved markedly higher following the hardening in US rates. Elsewhere, sterling was on the defensive yesterday, despite a sharper rise in UK Gilt yields compared to elsewhere, amid the speculation regarding PM Starmer's position. However, the pound recouped some of its losses overnight.

As trading gets underway, EUR/USD is back in the lower half of the \$1.17-1.18 corridor. GBP/USD is changing hands in the bottom half of the \$1.35-1.36 trading band. EUR/GBP is operating near the midpoint of the 86-87p range.

Looking ahead, news flow regarding the war in the Middle East will remain in focus. Likewise, ongoing speculation in relation to PM Starmer's position may continue to impact sterling. Data-wise, the flash reading of Eurozone employment and the second reading of GDP (both for Q1) will be the highlight.

**Daniel Noonan, Economist, AIB**



Today's Opening FX Rates			
		% Change	
		Day *	End 2025
EUR/USD	1.1721	-0.30	-0.20
EUR/GBP	0.8657	0.05	-0.67
GBP/USD	1.3532	-0.38	0.44
GBP/EUR	1.1543	-0.05	0.67
USD/JPY	157.71	0.10	0.68
EUR/JPY	184.88	-0.20	0.48

\* v Previous Day's European Open

See Next Page for More Rates

Opening Interest Rates						
Base Rate	Money Market		Swap Rates			
	1-Mth	3-Mth	1-Yr	2-Yr	5-Yr	
USD	3.63	3.62	3.65	3.78	4.10	4.11
EUR	2.00	1.95	2.25	2.77	2.88	2.93
GBP	3.75	3.74	3.83	4.26	4.59	4.59

All rates quoted are indicative market rates

See Next Page For More Rates & Charts

CONTACTS		
<b>AIB Customer Treasury Services</b> business.treasury@aib.ie aib.corporatetreasury@aib.ie aib.ie/fxcentre	<b>Customer Treasury Services GB</b> treasury.gb@aib.ie  aibgb.co.uk/fxcentre	<b>Customer Treasury Services NI</b> TreasuryNI@aib.ie  aibni.co.uk/fxcentre

# Opening Levels

Wednesday 13 May 2026  
08:05 am



## Euro

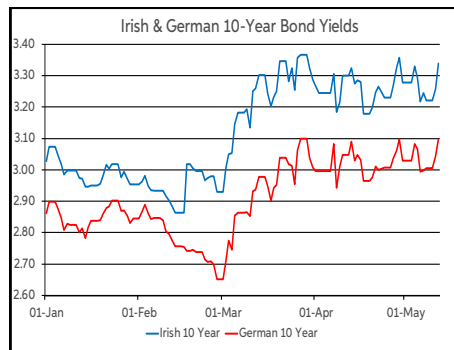
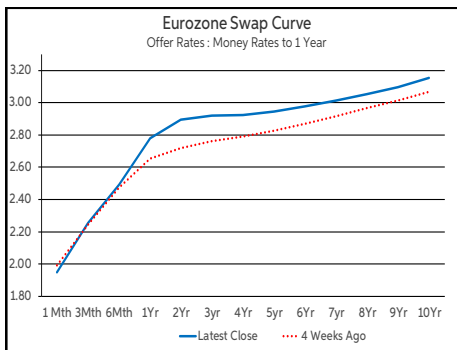
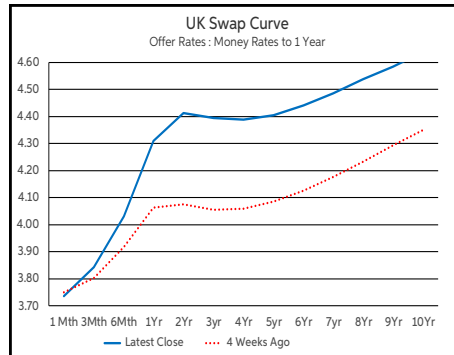
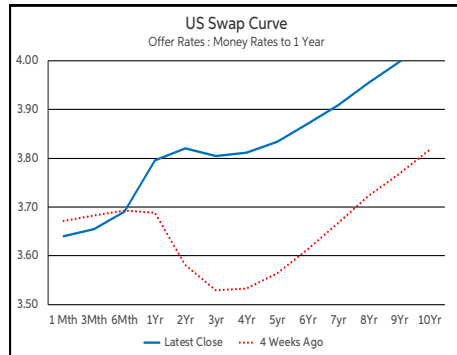
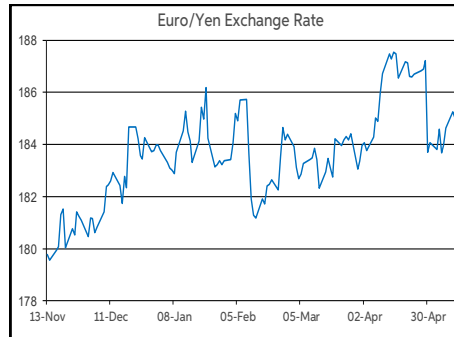
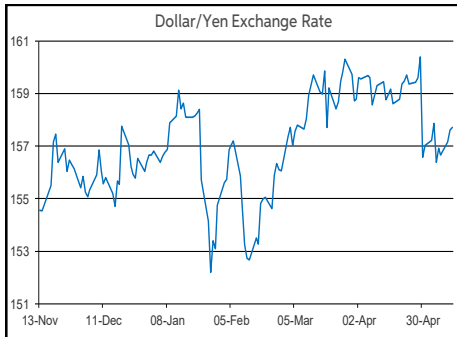
EUR/GBP	0.8657
EUR/USD	1.1721
EUR/JPY	184.88
EUR/SEK	10.9024
EUR/DKK	7.4725
EUR/NOK	10.7819
EUR/CHF	0.9156
EUR/AUD	1.6191
EUR/HKD	9.1779
EUR/CAD	1.6061

## Sterling

GBP/EUR	1.1543
GBP/USD	1.3532
GBP/CAD	1.8545
GBP/NZD	2.2781
GBP/JPY	213.41
GBP/SEK	12.5872
GBP/DKK	8.6269
GBP/NOK	12.4496
GBP/CHF	1.0569
GBP/AUD	1.8694

## Dollar

USD/JPY	157.71
USD/CAD	1.3703
USD/CHF	0.7809
USD/CNY	6.7903
USD/BRL	4.8913
USD/RUB	73.7
USD/INR	95.6675
AUD/USD	0.7239
NZD/USD	0.5938



Debt Markets				
	Close	Change bps		
		Day	4 Weeks	End 25
<b>10 Year Yield %</b>				
US	4.46	+5	+21	+31
Germany	3.10	+5	+7	+23
UK	5.10	+10	+32	+63
Ireland	3.34	+8	+7	+31
Belgium	3.55	+6	+9	+21
France	3.73	+7	+7	+17
Italy	3.87	+9	+9	+36
Spain	3.53	+6	+6	+24
Portugal	3.49	+7	+6	+33
Greece	3.81	+7	+1	+33
<b>5 Year Swap %</b>				
US	4.10	+4	+26	+37
Eurozone	2.93	+6	+12	+37
UK	4.64	+7	+34	+74
<b>2 Year Swap %</b>				
US	4.08	+5	+26	+51
Eurozone	2.89	+5	+17	+63
UK	4.64	+5	+36	+91
<b>10 Year Government Bond Spreads to Benchmark bps</b>				
Ireland	24	+3	-0	+8
Belgium	46	+1	+3	-3
France	63	+1	+1	-6
Italy	77	+4	+2	+12
Spain	43	+1	-1	+0
Portugal	39	+2	-1	+9
Greece	71	+2	-6	+9

Commodities				
	% Change			
	Close	Day	4 Weeks	End 25
Brent Oil	107.77	+3.42	+13.69	+77.11
West Texas Oil	105.78	+4.16	+13.66	+84.74
Gold \$	4713.7	-0.43	-2.62	+9.26

This publication is for information purposes only and is not an invitation to deal. The information is believed to be reliable but is not guaranteed. Any expressions of opinions are subject to change without notice. This publication is not to be reproduced in whole or in part without prior permission. In the Republic of Ireland it is distributed by Allied Irish Banks, p.l.c. In the UK it is distributed by Allied Irish Banks, p.l.c. and Allied Irish Bank (GB). In Northern Ireland it is distributed by Allied Irish Bank (NI). In the United States of America it is distributed by Allied Irish Banks, p.l.c. Allied Irish Banks, p.l.c. is regulated by the Central Bank of Ireland. Allied Irish Bank (GB) and AIB (NI) are trade marks used under licence by AIB Group (UK) p.l.c. (a wholly owned subsidiary of Allied Irish Banks, p.l.c.), incorporated in Northern Ireland. Registered Office 92 Ann Street, Belfast BT1 3HH. Registered Number NI018800. Authorised by the Prudential Regulation Authority and regulated by the Financial Conduct Authority and the Prudential Regulation Authority. In the United States of America, Allied Irish Banks, p.l.c., New York Branch, is a branch licensed by the New York State Department of Financial Services. Deposits and other investment products are not FDIC insured, they are not guaranteed by any bank and they may lose value. Please note that telephone calls may be recorded in line with market practice.