

## Final Fed FOMC of 2024 in focus

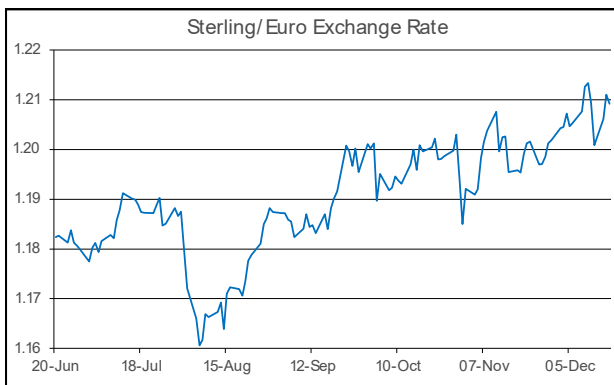
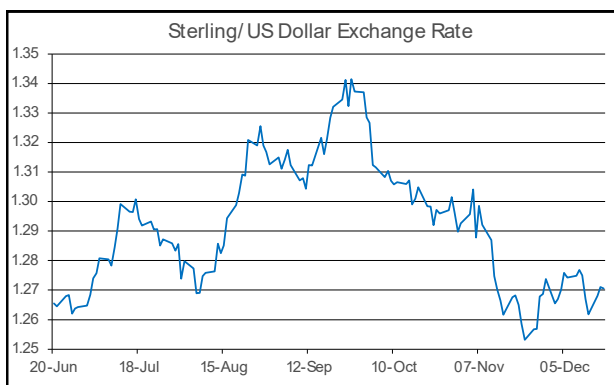
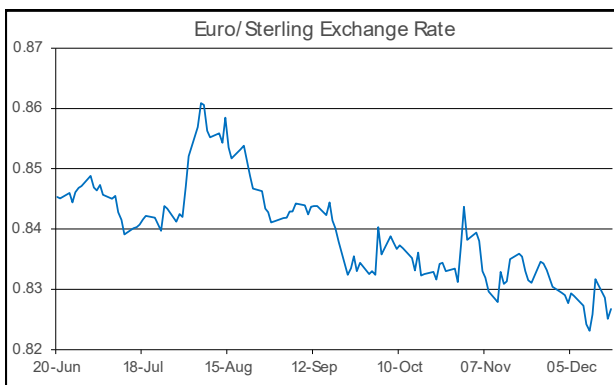
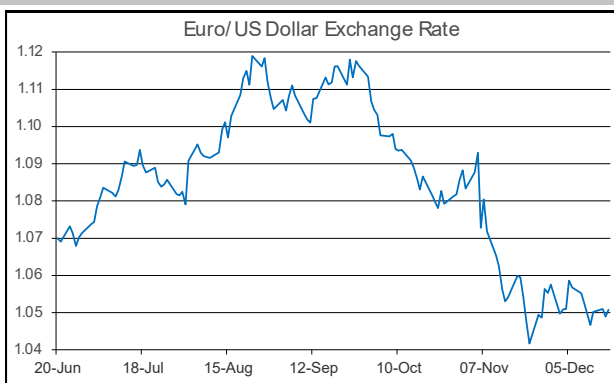
Equity markets moved lower on both sides of the Atlantic yesterday, with the Euro Stoxx 50 falling by 0.1% and the S&P 500 finishing down by 0.4%. Meantime on bond markets, US Treasury and German Bund yields declined by circa 1-2bps. In contrast, Gilt yields rose by 6-9bps along the curve, amid a marked hardening in UK market rate expectations.

UK futures contracts firmed following the release of sticky UK wage inflation data for October. Average earnings growth jumped to +5.2% y/y, up from +4.4% y/y in September, and well above the consensus for +4.6% y/y. Current pricing indicates that the market sees just a 5% chance of a rate cut from the BoE this week, and only a 50% probability of a rate cut at the following meeting in February. In total, around 50bps of policy easing is priced-in by the end of 2025, compared to roughly 70bps at the start of the week.

On the currency front, sterling was in the ascendancy yesterday. However, sterling handed back some of its gains late in the European session. As trading gets underway this morning, EUR/GBP is operating back nearer the midpoint of the 82-83p corridor. GBP/USD is up above the \$1.27 threshold. Elsewhere, EUR/USD continues to trade in and around the \$1.05 handle.

Already today, UK CPI inflation for November has printed broadly in-line with the consensus. The headline rate rose to 2.6% as expected, and the core rate climbed to 3.5% (vs. 3.6% f'cast). The release has coincided with sterling drifting slightly lower in early trading. Later today, the US Fed is widely expected to cut rates by 25bps. Aside from the policy announcement, the post-meeting press conference with Chair Powell and the updated Summary of Economic Projections will garner significant market attention.

**Daniel Noonan, Economist, AIB**



Today's Opening FX Rates			
		% Change	
		Day *	End 2023
EUR/ USD	1.0508	0.04	-4.78
EUR/ GBP	0.8267	-0.23	-4.63
GBP/ USD	1.2705	0.26	-0.19
GBP/ EUR	1.2088	0.23	4.85
USD/ JPY	153.37	-0.49	8.73
EUR/ JPY	161.2	-0.44	3.58

\* v Previous Day's European Open  
See Next Page for More Rates

Opening Interest Rates						
Base Rate	Money Market			Swap Rates		
	1-Mth	3-Mth	1-Yr	2-Yr	5-Yr	
USD	4.63	4.37	4.35	4.18	4.34	4.21
EUR	3.15	2.85	2.86	2.38	2.20	2.17
GBP	4.75	4.69	4.64	4.48	4.54	4.31

All rates quoted are indicative market rates

See Next Page For More Rates & Charts

### CONTACTS

**AIB Customer Treasury Services**  
business.treasury@aib.ie  
aib.corporatetreasury@aib.ie

**Customer Treasury Services GB**  
treasury.gb@aib.ie

**Customer Treasury Services NI**  
TreasuryNI@aib.ie

# Opening Levels

Wednesday 18 December 2024  
06:50 am



## Euro

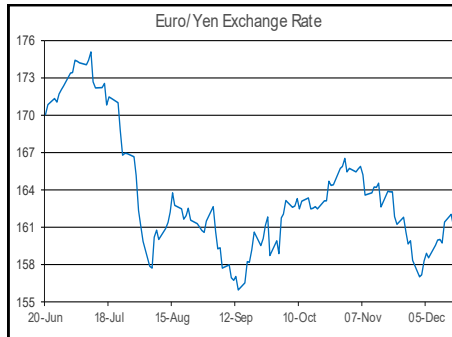
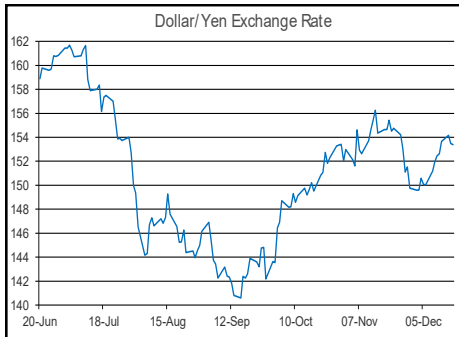
EUR/GBP	0.8267
EUR/USD	1.0508
EUR/JPY	161.2
EUR/SEK	11.508
EUR/DKK	7.4591
EUR/NOK	11.758
EUR/CHF	0.9372
EUR/AUD	1.6626
EUR/HKD	8.164
EUR/CAD	1.5049

## Sterling

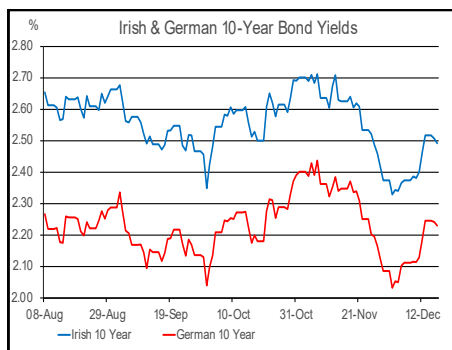
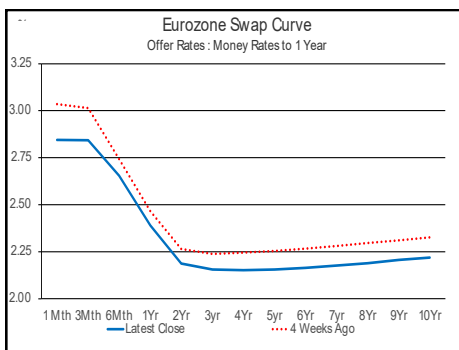
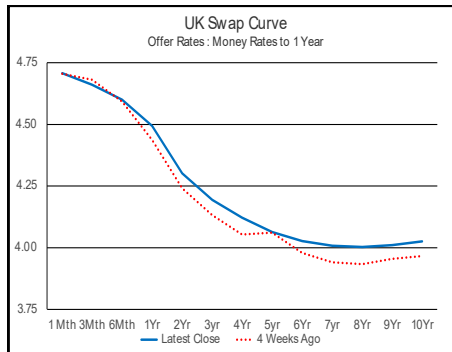
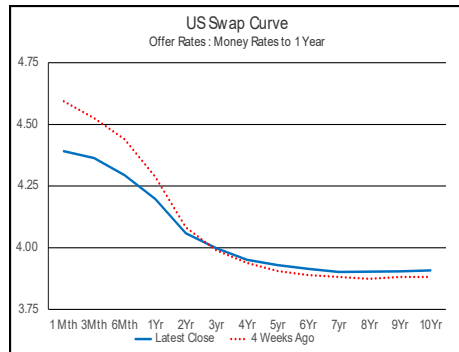
GBP/EUR	1.2088
GBP/USD	1.2705
GBP/CAD	1.8196
GBP/NZD	2.2105
GBP/JPY	194.88
GBP/SEK	13.9148
GBP/DKK	9.02
GBP/NOK	14.2147
GBP/CHF	1.1337
GBP/AUD	2.0097

## Dollar

USD/JPY	153.39
USD/CAD	1.4322
USD/CHF	0.8919
USD/CNY	7.2842
USD/BRL	6.1048
USD/RUB	103.2
USD/INR	84.935
AUD/USD	0.6319
NZD/USD	0.5744



Debt Markets				
	Close	Change bps		
		Day	4 Weeks	End 23
<b>10 Year Yield %</b>				
US	4.39	-1	+1	+53
Germany	2.23	-1	-11	+21
UK	4.53	+8	+8	+99
<b>5 Year Swap %</b>				
US	4.18	+1	+3	+39
Eurozone	2.16	+0	-9	-27
UK	4.30	+10	+4	+65
<b>2 Year Swap %</b>				
US	4.31	+0	-1	-2
Eurozone	2.19	+1	-7	-61
UK	4.54	+12	+5	+27
<b>10 Year Government Bond Spreads to Benchmark bps</b>				
Ireland	29	+0	-0	-4
Belgium	60	+0	+3	-6
France	80	+0	+4	+27
Italy	115	-0	-6	-52
Spain	69	+0	-1	-27
Portugal	50	+1	+5	-25
Greece	86	+2	-1	-18



Commodities				
	Close	% Change		
		Day	4 Weeks	End 23
Brent Oil	73.19	-0.97	-0.16	-5.00
West Texas Oil	71.65	-0.17	-1.90	-1.27
Gold \$	2645.5	-0.26	+0.53	+28.26

This publication is for information purposes and is not an invitation to deal. The information is believed to be reliable but is not guaranteed. Any expressions of opinions are subject to change without notice. This publication is not to be reproduced in whole or in part without prior permission. In the Republic of Ireland it is distributed by Allied Irish Banks, p.l.c. In the UK it is distributed by Allied Irish Banks, p.l.c. and Allied Irish Bank (GB). In Northern Ireland it is distributed by Allied Irish Bank (NI). In the United States of America it is distributed by Allied Irish Banks, p.l.c. Allied Irish Banks, p.l.c. is regulated by the Central Bank of Ireland. Allied Irish Bank (GB) and AIB (NI) are trade marks used under licence by AIB Group (UK) p.l.c. (a wholly owned subsidiary of Allied Irish Banks, p.l.c.), incorporated in Northern Ireland. Registered Office 92 Ann Street, Belfast BT1 3HH. Registered Number NI018800. Authorised by the Prudential Regulation Authority and regulated by the Financial Conduct Authority and the Prudential Regulation Authority. In the United States of America, Allied Irish Banks, p.l.c., New York Branch, is a branch licensed by the New York State Department of Financial Services. Deposits and other investment products are not FDIC insured, they are not guaranteed by any bank and they may lose value. Please note that telephone calls may be recorded in line with market practice.