

Quiet day on markets

Investor sentiment was holding a mixed tone yesterday, amid a relatively quiet day on markets. The Euro Stoxx 50 fell by 0.4%. Meantime on Wall Street, the S&P 500 gained 0.2%. Elsewhere, in terms of mixed income, 10-Year German Bund and UK Gilt yields rose by 5-6bps. The 10-year US Treasury yield was flat for the day.

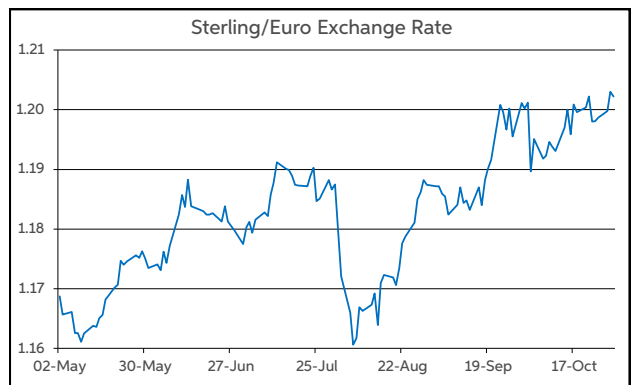
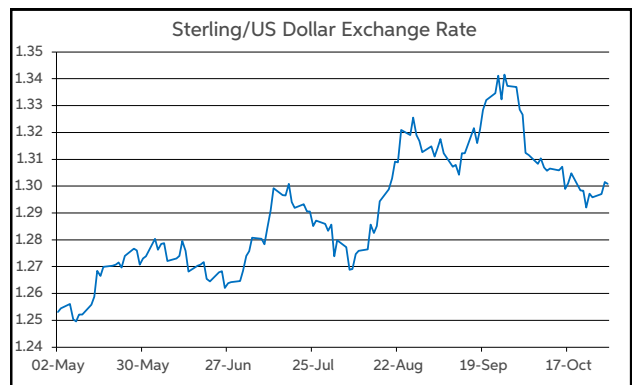
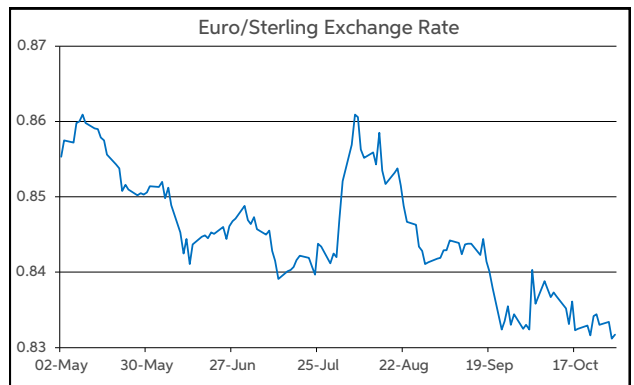
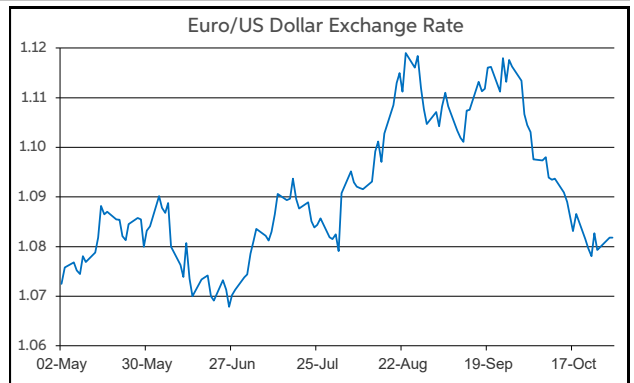
Data-wise, US job openings printed below the consensus, falling to 7.4m in September from a revised 7.9m in August (and vs. 8m f'cast). The data indicate that the demand for labour continues to trend lower. Meanwhile, the Conference Board measure of consumer confidence jumped to 108.7 in October from 99.2 (and vs. 99.5 f'cast), its highest level since January.

On the currency front, the main pairs continued to operate within quite narrow ranges. Of the limited price action to note, there was a marginally firmer tone to sterling. Elsewhere, the yen remained under some downward pressure.

In level terms, the firmer tone to sterling is evidenced by EUR/GBP opening today down nearer to the 83p threshold. GBP/USD is changing hands up above the \$1.30 handle also. At the same time, EUR/USD is operating north of the \$1.08 mark. Elsewhere, USD/JPY is changing hands in the lower half of the ¥153-154 corridor.

Today, the main focus will be on the UK Budget. A number of tax hikes and plans to boost infrastructure spending are expected. In terms of the key data releases the flash readings of Spanish and German inflation for October will feature. Meantime, the first reading of Eurozone GDP for Q3 is forecast to show the economy expanded by 0.2% in the quarter. In the US, the first reading of Q3 GDP is also due. Robust growth of +3.0% annualised is anticipated.

Daniel Noonan, Economist, AIB



Today's Opening FX Rates			
		% Change	
		Day *	End 2023
EUR/USD	1.0818	0.06	-1.98
EUR/GBP	0.8317	-0.25	-4.05
GBP/USD	1.3008	0.35	2.19
GBP/EUR	1.2022	0.25	4.22
USD/JPY	153.31	0.31	8.68
EUR/JPY	165.87	0.38	6.58

* v Previous Day's European Open
See Next Page for More Rates

Opening Interest Rates						
Base Rate	Money Market			Swap Rates		
	1-Mth	3-Mth	1-Yr	2-Yr	5-Yr	
USD	4.88	4.66	4.56	4.13	4.15	4.01
EUR	3.40	3.15	3.05	2.51	2.28	2.27
GBP	5.00	4.77	4.67	4.26	4.30	4.15

All rates quoted are indicative market rates

See Next Page For More Rates & Charts

FX Spot	Karl Cooke Shane Gargan	FX Options	Mark Tuite	Reuters Phone	AIBG.I 00353-1-7724018	Morning Comment	John Fahey john.j.fahey@aib.ie
---------	----------------------------	------------	------------	------------------	---------------------------	-----------------	-----------------------------------



Euro

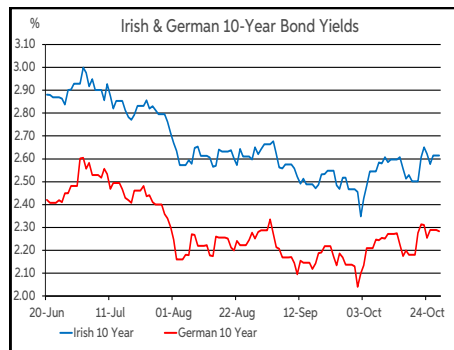
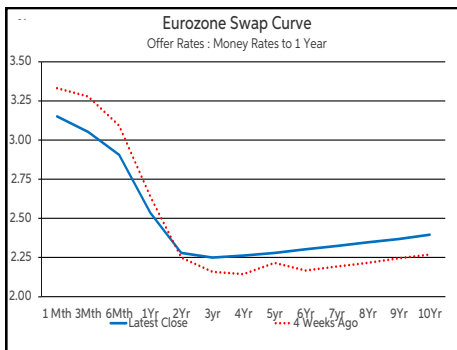
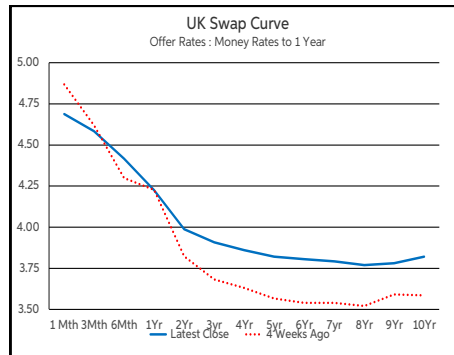
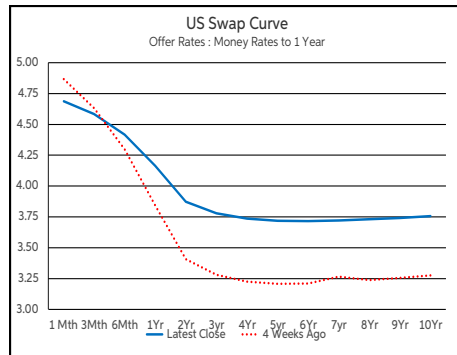
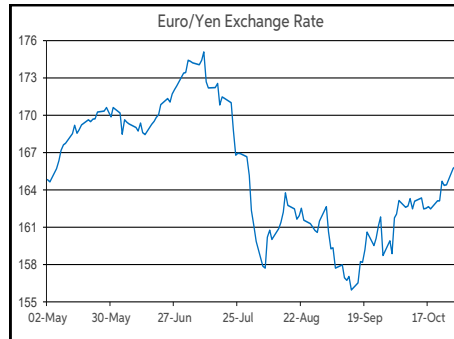
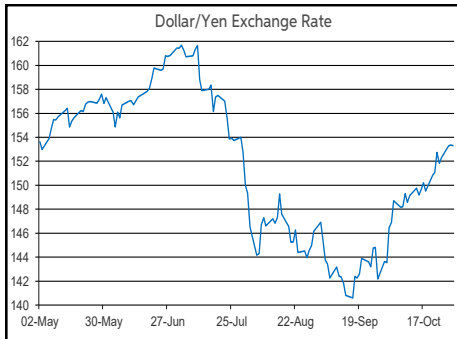
EUR/GBP	0.8317
EUR/USD	1.0818
EUR/JPY	165.87
EUR/SEK	11.5091
EUR/DKK	7.4601
EUR/NOK	11.8537
EUR/CHF	0.9372
EUR/AUD	1.6504
EUR/HKD	8.4073
EUR/CAD	1.5056

Sterling

GBP/EUR	1.2022
GBP/USD	1.3008
GBP/CAD	1.8101
GBP/NZD	2.1782
GBP/JPY	199.43
GBP/SEK	13.8344
GBP/DKK	8.9697
GBP/NOK	14.243
GBP/CHF	1.1268
GBP/AUD	1.9841

Dollar

USD/JPY	153.31
USD/CAD	1.3913
USD/CHF	0.8663
USD/CNY	7.1295
USD/BRL	5.761
USD/RUB	97.15
USD/INR	84.08
AUD/USD	0.6555
NZD/USD	0.597



Debt Markets				
	Close	Change bps		
		Day	4 Weeks	End 23
10 Year Yield %				
US	4.27	-0	+427	+41
Germany	2.33	+5	+233	+31
UK	4.32	+6	+37	+78
5 Year Swap %				
US	3.97	-5	+53	+18
Eurozone	2.28	+1	+14	-15
UK	4.15	+4	+34	+50
2 Year Swap %				
US	4.13	-5	+49	-21
Eurozone	2.28	+1	+4	-52
UK	4.29	+4	+20	+3
10 Year Government Bond Spreads to Benchmark bps				
Ireland	34	+1	-204	+1
Belgium	59	+1	-207	-7
France	75	+2	-208	+22
Italy	123	+2	-215	-44
Spain	70	+0	-214	-26
Portugal	41	-1	-222	-35
Greece	89	+1	-216	-16

Commodities				
	Close	% Change		
		Day	4 Weeks	End 23
Brent Oil	71.12	-0.42	-3.32	-7.68
West Texas Oil	71.65	-0.17	-1.90	-1.27
Gold \$	2775.1	+1.21	+4.22	+34.55

This publication is for information purposes and is not an invitation to deal. The information is believed to be reliable but is not guaranteed. Any expressions of opinions are subject to change without notice. This publication is not to be reproduced in whole or in part without prior permission. In the Republic of Ireland it is distributed by Allied Irish Banks, p.l.c. In the UK it is distributed by Allied Irish Banks, p.l.c. and Allied Irish Bank (GB). In Northern Ireland it is distributed by Allied Irish Bank (NI). In the United States of America it is distributed by Allied Irish Banks, p.l.c. Allied Irish Banks, p.l.c. is regulated by the Central Bank of Ireland. Allied Irish Bank (GB) and AIB (NI) are trade marks used under licence by AIB Group (UK) p.l.c. (a wholly owned subsidiary of Allied Irish Banks, p.l.c.), incorporated in Northern Ireland. Registered Office 92 Ann Street, Belfast BT1 3HH. Registered Number NI018800. Authorised by the Prudential Regulation Authority and regulated by the Financial Conduct Authority and the Prudential Regulation Authority. In the United States of America, Allied Irish Banks, p.l.c., New York Branch, is a branch licensed by the New York State Department of Financial Services. Deposits and other investment products are not FDIC insured, they are not guaranteed by any bank and they may lose value. Please note that telephone calls may be recorded in line with market practice.