
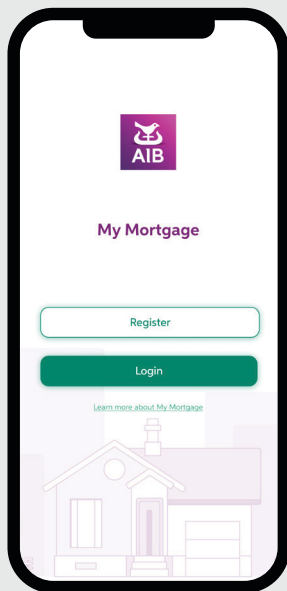


My Mortgage Web App

Progress your home mortgage application online



<https://mymortgage.aib.ie>



Welcome to My Mortgage

My Mortgage makes it easy to apply for a mortgage. You have everything you need in one place.

Here's what you can do:



Use it on your smart phone, tablet or desktop



See what your next step is, whether you're buying or building



Upload the documents we have asked you for



Download documents for your application



Message us any time if you have questions about your application; we're here to help. When you contact us, we'll be back to you certainly within two working days.

Getting Started

Follow the **link** in our text message to My Mortgage.

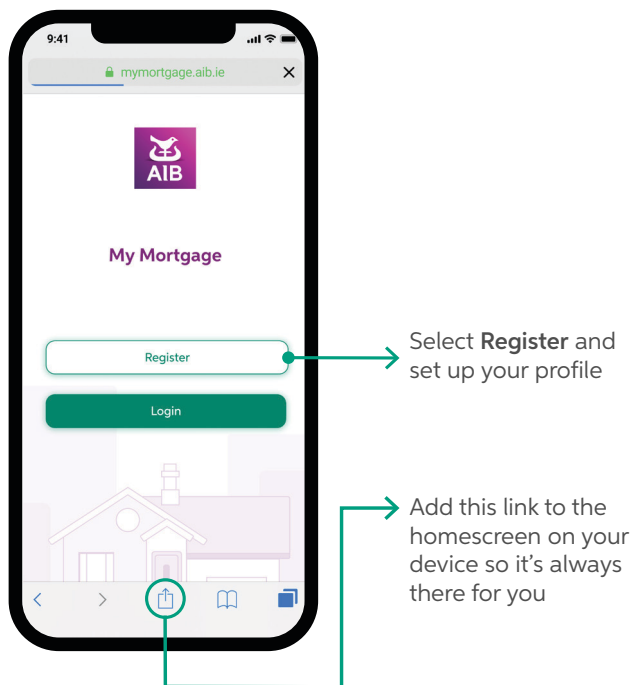
An easier way to manage your mortgage application is the MyMortgage app.

Use the Registration Code ***** at

<https://mymortgage.aib.ie>

Getting Registered

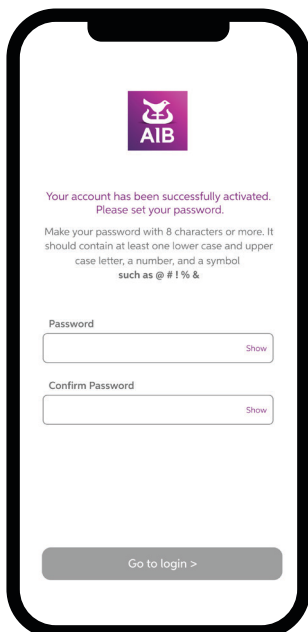
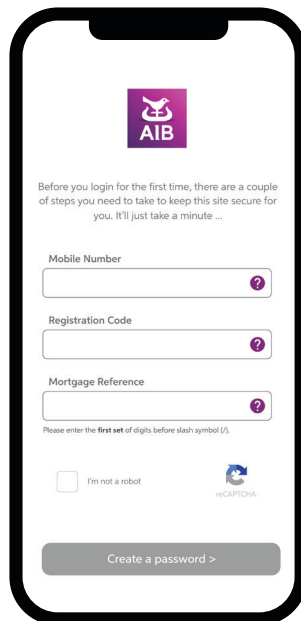
Follow the link in the text message



If more than one person is applying, just one of you can register. Then you can share the login details with the others who are applying.

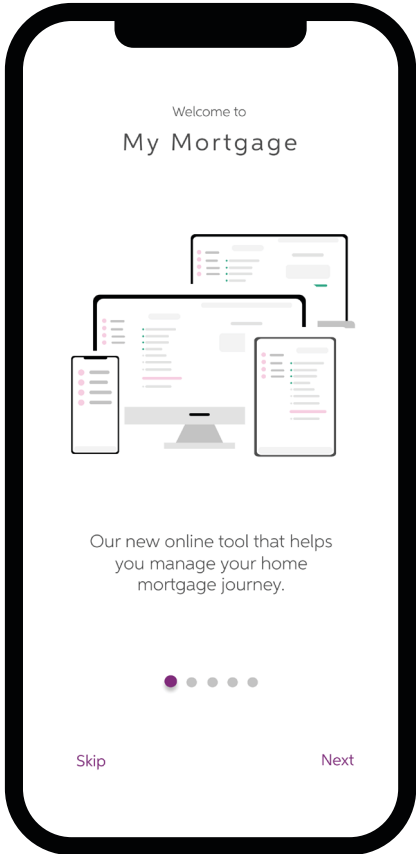
If you have applied online, we will register you for My Mortgage as part of this process.

1. Enter the mobile phone number from your mortgage application
2. Enter the Registration Code from the text message
3. Your Homes Advisor will give you a Mortgage Reference Number. If you have Approval in Principle, it's the first set of digits before the '/' in your letter.
4. Tick "I'm not a robot"
5. Then click **Create a password**



6. Create a new password
7. Confirm your password
8. Click **Go to login**

You're in!

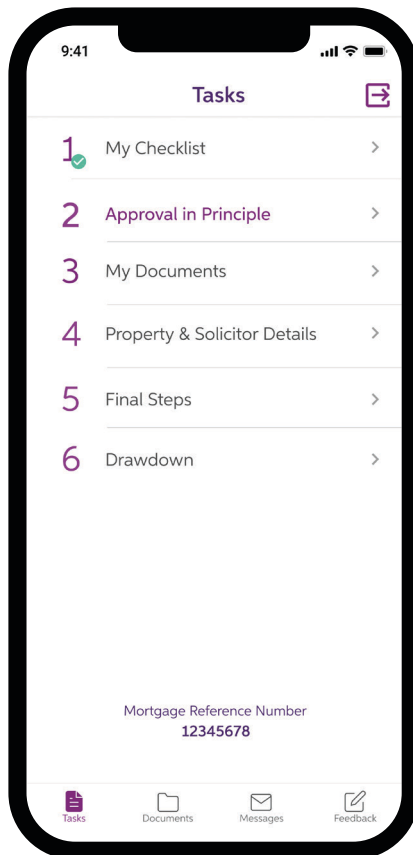


After your first login, you will see a welcome screen. Swipe to the other pages that show you how My Mortgage works.

See where you are

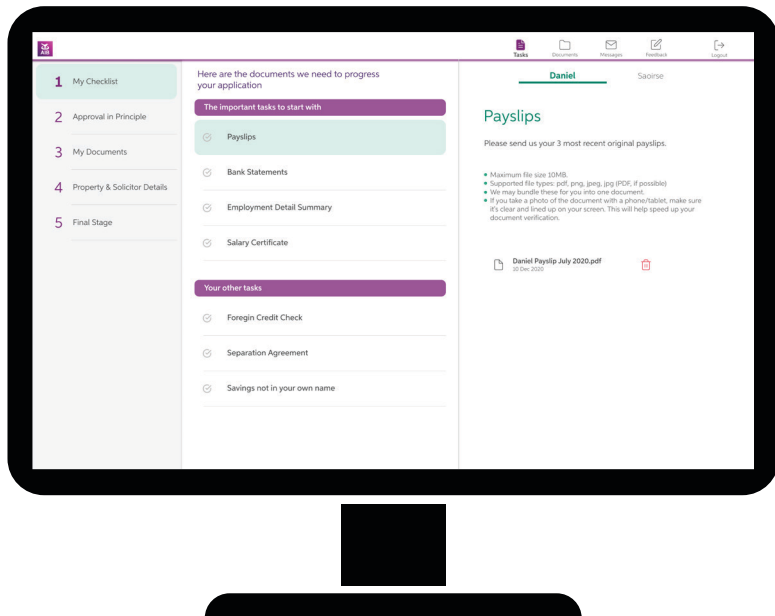
You can see what stage you are at, such as:

1. My Checklist
2. Approval in Principle
3. My Documents
4. Property & Solicitor Details
5. Final Steps
6. Drawdown



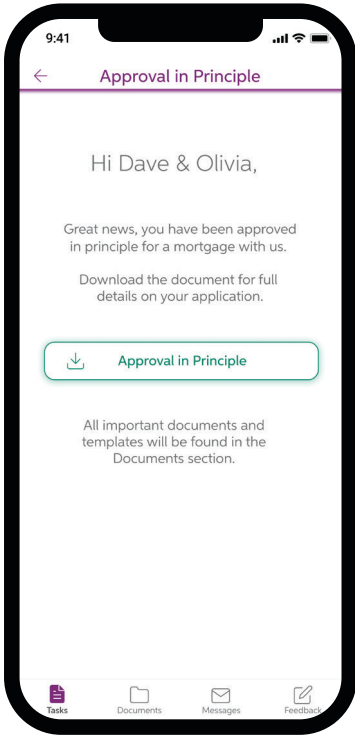
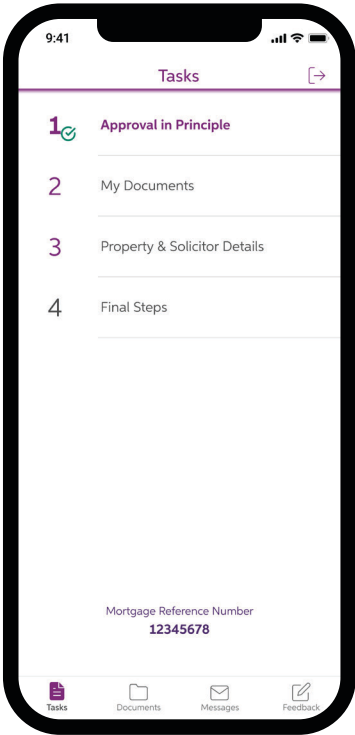
My Checklist

This is your list of documents we need to see before we review your application.



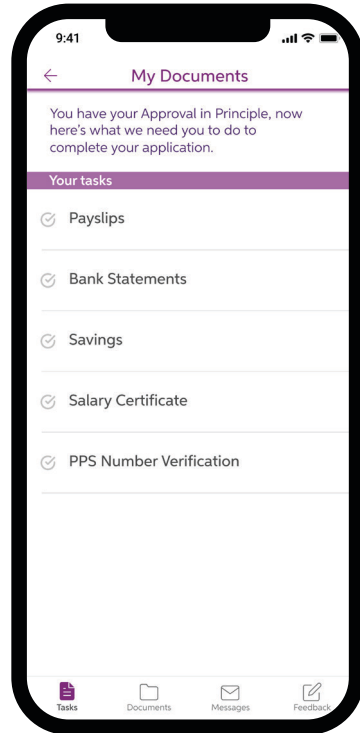
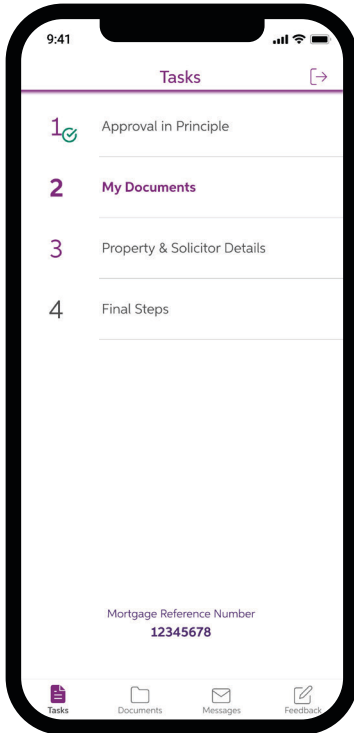
Approval in Principle

After we have given you your approval in principle you can download it here.



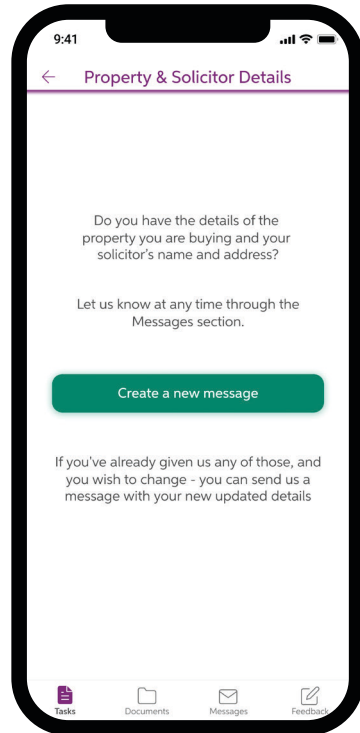
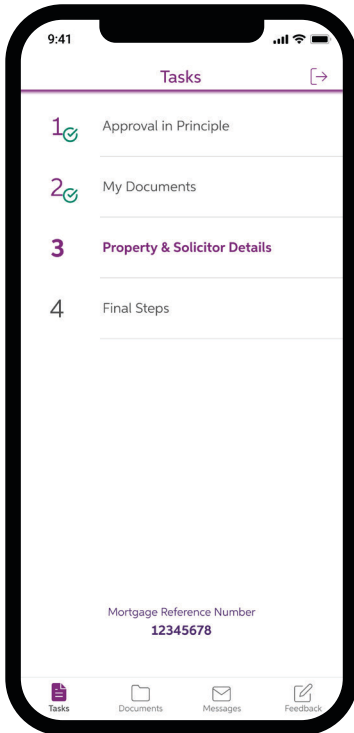
My Documents

Here you can see the conditions from your Approval in Principle letter.



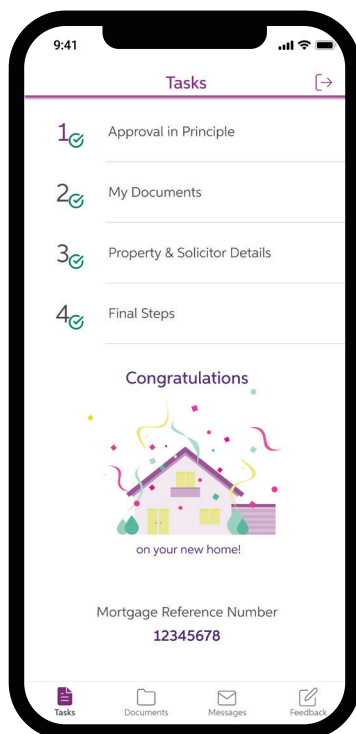
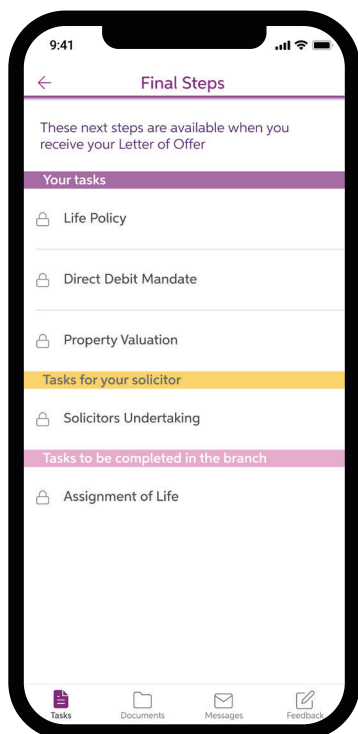
Property & Solicitor Details

Message us in My Mortgage with your property and solicitor details after you complete My Documents.



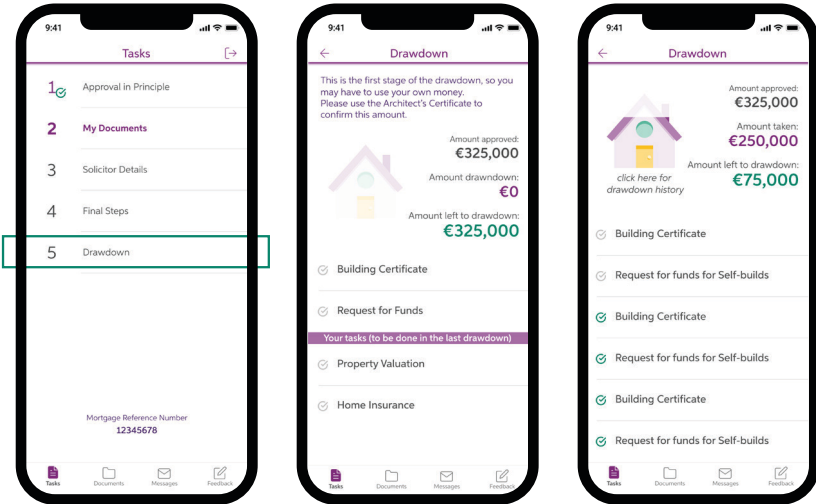
Final Steps

Final Steps will unlock once we send you the Letter of Offer. You will see a green tick to the left side once a task is completed and no further action is needed.



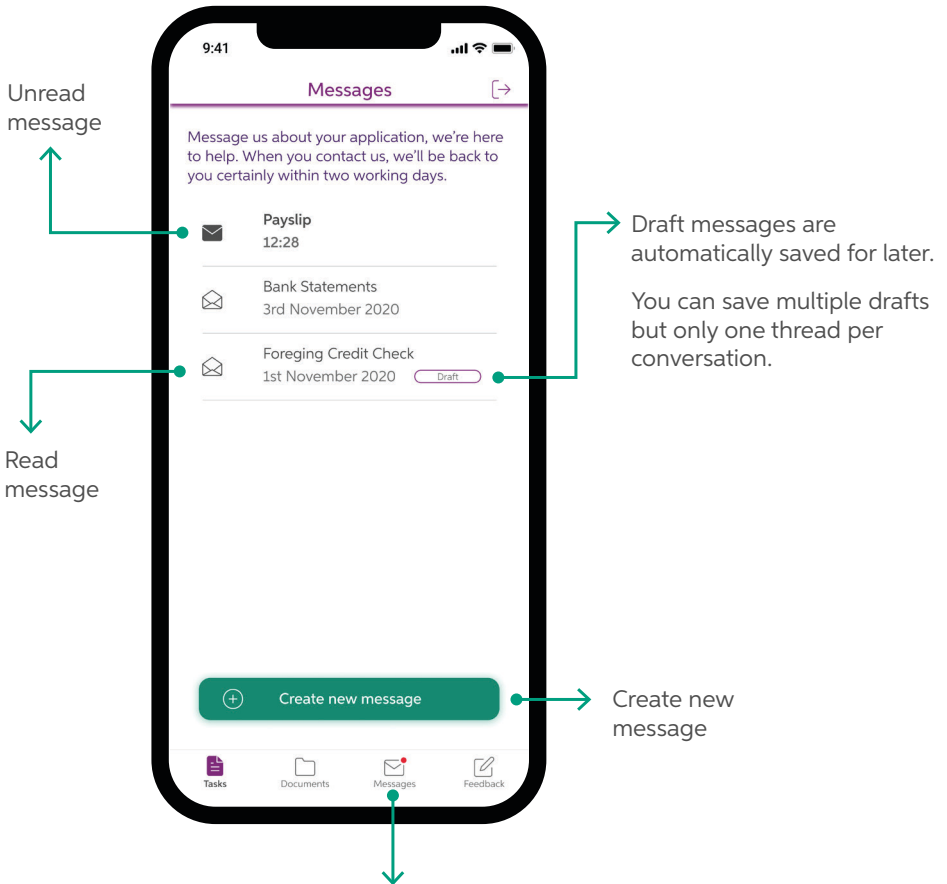
Drawdown

If you are drawing down your mortgages in stages, My Mortgage shows you each part payment and how much is left to drawdown.



We're here to answer your questions

We're here to make getting a mortgage as easy as possible. We can answer your questions and support you through the messaging feature.



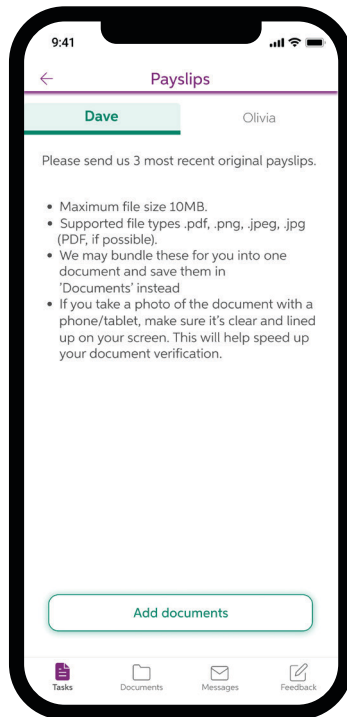
The red dot indicates unread message(s). When there's a new message in My Mortgage, we'll let you know by sending a text message.

Uploading your Documents

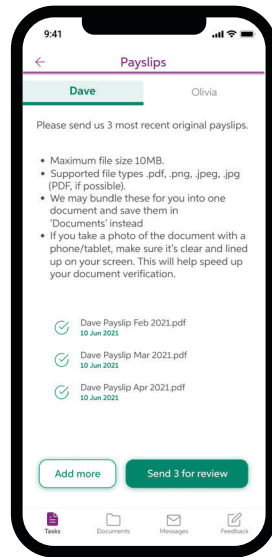
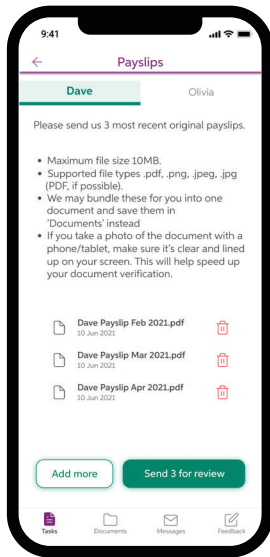
1. Click **Add Documents** button at the bottom of the screen
2. Select the files from your device or take a photo of your document. You can select and upload multiple documents at the same time, up to a max 10MB per document.
3. Once you can see the files on your screen, click **Send** for review.

You can delete the file if you have selected the wrong one before you send it for review.

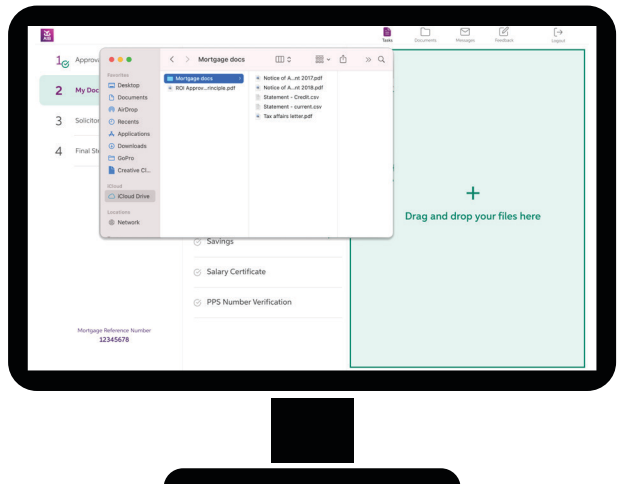
After you upload and send documents within each task, the task label and file name will also show in the 'My Uploaded Docs' section.



Each applicant has a tab each where they can upload their individual documents.

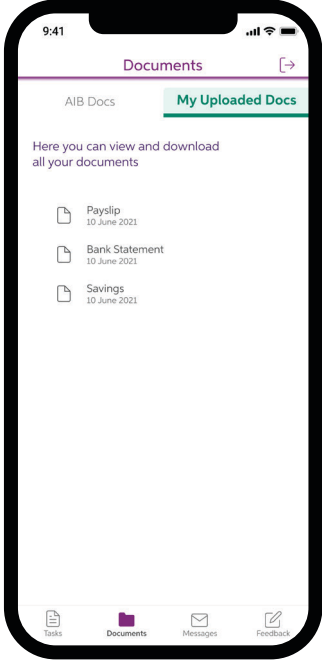
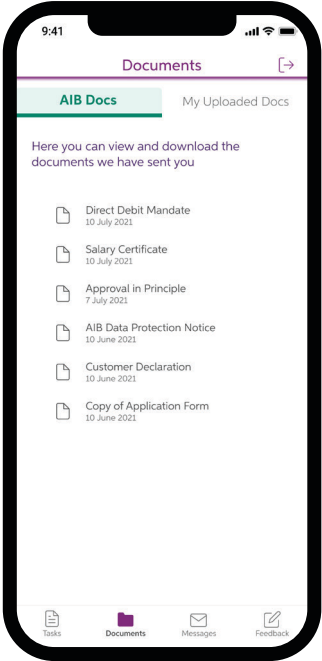


You can also drag and drop on desktop.



Documents

The Documents section is a safe place for all files we have sent you and the files you have uploaded.



You can download any of these documents or templates to your device

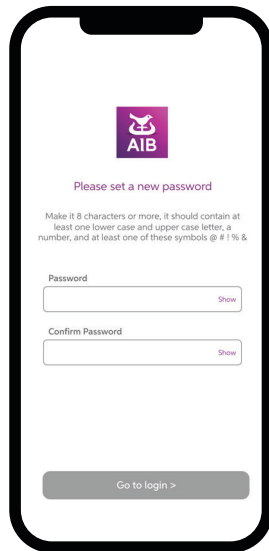
Forgot Password



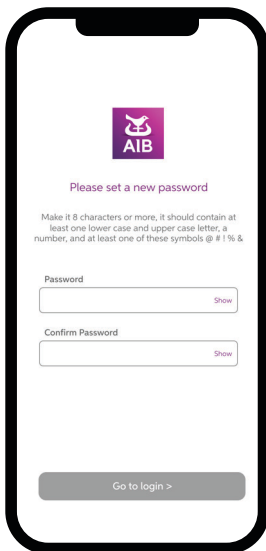
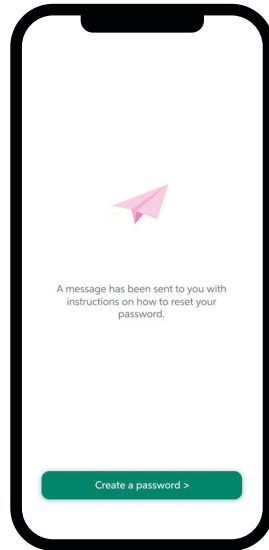
If you've forgotten your password, go to our Login Page.

Click the **Forgot your password?** link.

1. Enter the mobile phone number from your mortgage application
2. Your Homes Advisor will give you a Mortgage Reference Number. If you have Approval in Principle, it's the first set of digits before the '/' in your letter.
3. Tick "I'm not a robot"
4. Click **Send** when you are done.



5. We'll text you a link for resetting your password
6. Click on the link which will take you back in to the app where you can create a new password



7. Create a new password
8. Confirm new password
9. Click **Go to login** and then use your mobile phone number and new password to login


Tell us what you think

Your feedback matter to us.

We would love to hear your views on My Mortgage so we know what's working well and where we need to improve the experience.

9:41

Feedback



Your feedback helps us improve your experience. We would love to hear your thoughts.

What are you giving us your feedback on?*

Please Select Option

Please provide us with your feedback here:

Based on your experience using My Mortgage, how likely are you to recommend it to friends and family?*

0 1 2 3 4 5 6 7 8 9 10

Important: The feedback you leave helps us improve our service. Please do not enter any personal information.

Close Submit

Tasks Documents Messages Feedback

Allied Irish Banks, p.l.c. is an authorised agent and servicer of AIB Mortgage Bank u.c. in relation to origination and servicing of mortgage loans and mortgages. Allied Irish Banks, p.l.c. is regulated by the Central Bank of Ireland. AIB Mortgage Bank u.c. are regulated by the Central Bank of Ireland.