

## The beginning of the end or more temporary relief?

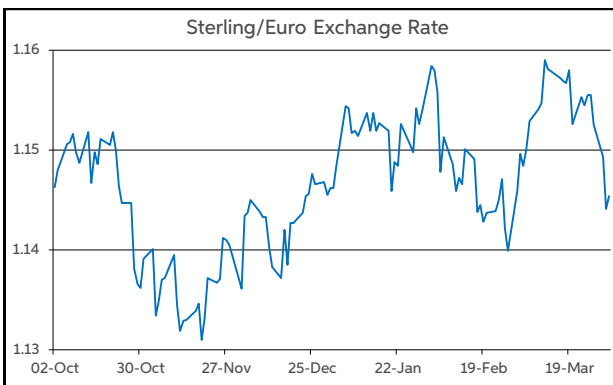
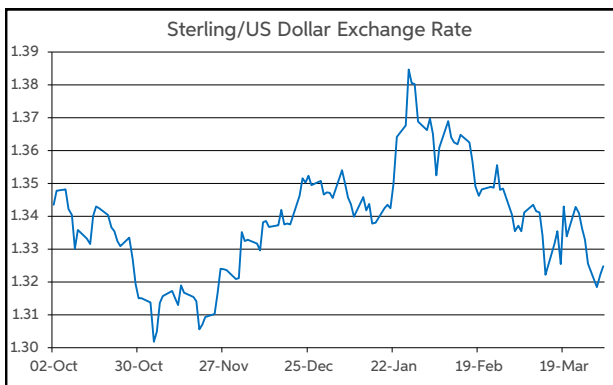
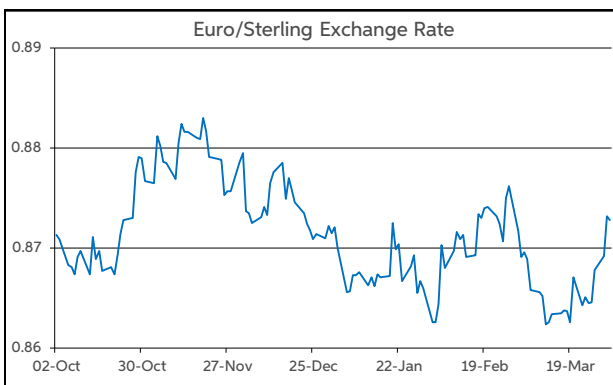
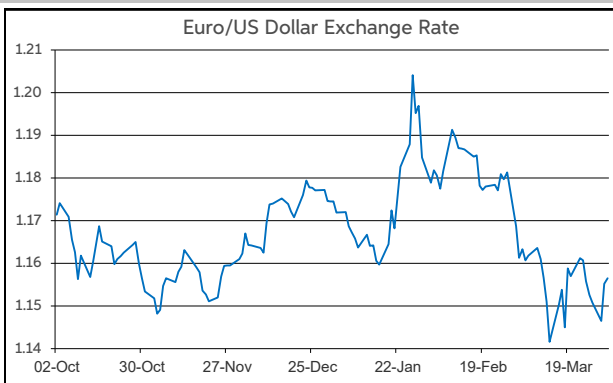
Developments regarding the war in the Middle East remained front and centre yesterday. The US continued to simultaneously suggest that talks with Iran were progressing well and threaten the regime. Meantime, the Iranian government and military also continued to provide mixed signals regarding their willingness to end the war. At the same time, the conflict showed little signs of stopping, amid attacks on oil tankers and desalination plants in the Gulf. Progress in re-opening the Strait of Hormuz remained impotent also, with the US threatening to baulk at efforts to aid shipping through the area, if its traditional western allies don't provide more support. Against this backdrop, Brent crude rose by 5% and closed above \$118 per barrel.

Despite this though, equity markets moved higher on both sides of the Atlantic yesterday. The Euro Stoxx 50 rose by 0.5%, while the S&P 500 jumped by 2.9%, led by a sharp increase in the "Mag 7" group of companies. Furthermore, Asian stock markets have surged overnight, due to a more conciliatory tone from US and Iranian government officials, towards de-escalating the conflict. The Nikkei has gained circa 4%, while oil prices have tumbled, with Brent crude currently back below \$104 per barrel.

On the currency front, the dollar has been under pressure over the past 24 hours. Meanwhile, the euro has been in the ascendancy. The single currency has gained circa 1% versus the greenback and 0.5% against sterling. This sees EUR/USD open today in the top half of \$1.15-1.16. EUR/GBP is operating north of the 87p threshold.

Today, the war in the Middle East will remain in focus. It should be noted that previous spikes in the oil price towards \$119 have been followed by comments by US administration officials to assuage market. In the past though, the impact from these remarks and the relief for markets, has been temporary. Thus, investors will be looking for further signs of de-escalation in the conflict today.

**Daniel Noonan, Economist, AIB**



Today's Opening FX Rates			
		% Change	
		Day *	End 2025
EUR/USD	1.1565	0.85	-1.53
EUR/GBP	0.8728	0.46	0.15
GBP/USD	1.3248	0.40	-1.67
GBP/EUR	1.1451	-0.46	-0.15
USD/JPY	158.86	-0.46	1.41
EUR/JPY	183.7	0.34	-0.16

\* v Previous Day's European Open  
See Next Page for More Rates

Opening Interest Rates						
Base Rate	Money Market			Swap Rates		
	1-Mth	3-Mth	1-Yr	2-Yr	5-Yr	
USD	3.63	3.66	3.66	3.67	3.87	3.86
EUR	2.00	1.88	2.12	2.69	2.78	2.89
GBP	3.75	3.72	3.83	4.21	4.44	4.40

All rates quoted are indicative market rates

See Next Page For More Rates & Charts

FX Spot	Karl Cooke Shane Gargan	FX Options	Mark Tuite	Reuters Phone	AIBG.I 00353-1-7724018	Morning Comment	John Fahey john.j.fahey@aib.ie
---------	----------------------------	------------	------------	------------------	---------------------------	-----------------	-----------------------------------

# Opening Levels

Wednesday 01 April 2026  
06:19 am



## Euro

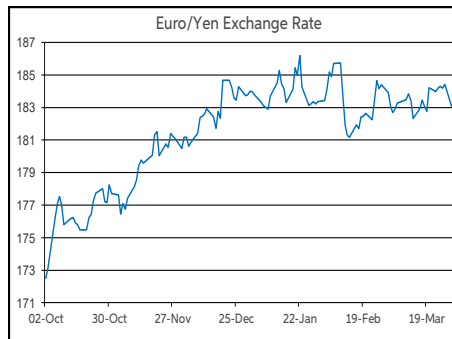
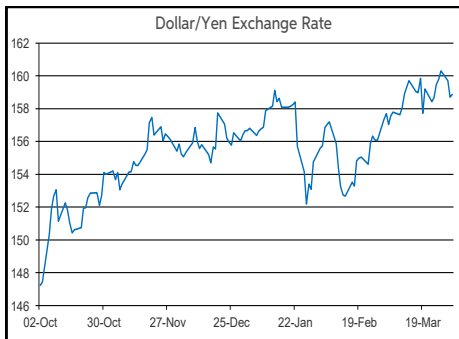
EUR/GBP	0.8728
EUR/USD	1.1565
EUR/JPY	183.7
EUR/SEK	10.9278
EUR/DKK	7.4727
EUR/NOK	11.1893
EUR/CHF	0.922
EUR/AUD	1.674
EUR/HKD	9.0662
EUR/CAD	1.6081

## Sterling

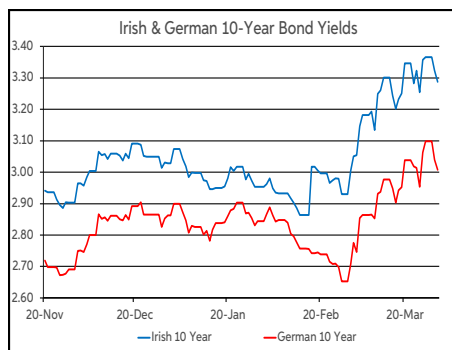
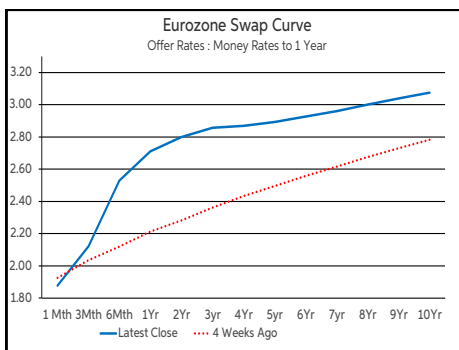
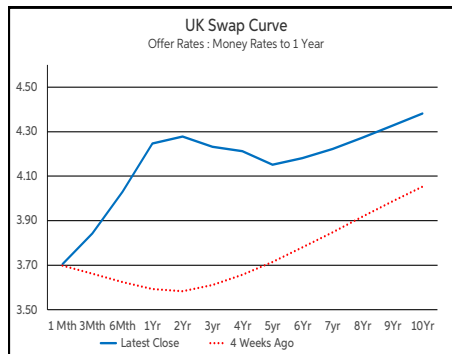
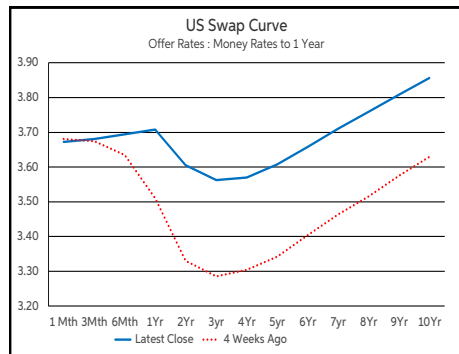
GBP/EUR	1.1451
GBP/USD	1.3248
GBP/CAD	1.8419
GBP/NZD	2.3061
GBP/JPY	210.46
GBP/SEK	12.5157
GBP/DKK	8.5561
GBP/NOK	12.8155
GBP/CHF	1.0561
GBP/AUD	1.9175

## Dollar

USD/JPY	158.86
USD/CAD	1.3906
USD/CHF	0.7971
USD/CNY	6.8845
USD/BRL	5.1781
USD/RUB	81.2955
USD/INR	93.759
AUD/USD	0.6907
NZD/USD	0.5741



Debt Markets				
	Close	Day	Change bps	
			4 Weeks	End 25
<b>10 Year Yield %</b>				
US	4.31	-3	+25	+16
Germany	3.01	-3	+23	+15
UK	4.92	-2	+45	+44
<b>5 Year Swap %</b>				
US	3.90	-3	+29	+17
Eurozone	2.87	-4	+39	+31
UK	4.39	-7	+45	+50
<b>2 Year Swap %</b>				
US	3.87	-3	+28	+29
Eurozone	2.79	-6	+52	+54
UK	4.43	-9	+62	+70
<b>10 Year Government Bond Spreads to Benchmark bps</b>				
Ireland	28	-0	+0	+11
Belgium	51	-1	+8	+2
France	71	-1	+11	+2
Italy	91	-3	+21	+26
Spain	50	-2	+6	+7
Portugal	45	-3	+4	+15
Greece	88	-3	+16	+26



Commodities				
	Close	Day	% Change	
			4 Weeks	End 25
Brent Oil	118.35	+4.94	+45.39	+94.49
West Texas Oil	102.86	-1.75	+38.10	+79.64
Gold \$	4669.6	+3.53	-8.20	+8.24

This publication is for information purposes and is not an invitation to deal. The information is believed to be reliable but is not guaranteed. Any expressions of opinions are subject to change without notice. This publication is not to be reproduced in whole or in part without prior permission. In the Republic of Ireland it is distributed by Allied Irish Banks, p.l.c. In the UK it is distributed by Allied Irish Banks, p.l.c. and Allied Irish Bank (GB). In Northern Ireland it is distributed by Allied Irish Bank (NI). In the United States of America it is distributed by Allied Irish Banks, p.l.c. Allied Irish Banks, p.l.c. is regulated by the Central Bank of Ireland. Allied Irish Bank (GB) and AIB (NI) are trade marks used under licence by AIB Group (UK) p.l.c. (a wholly owned subsidiary of Allied Irish Banks, p.l.c.), incorporated in Northern Ireland. Registered Office 92 Ann Street, Belfast BT1 3HH. Registered Number NI018800. Authorised by the Prudential Regulation Authority and regulated by the Financial Conduct Authority and the Prudential Regulation Authority. In the United States of America, Allied Irish Banks, p.l.c., New York Branch, is a branch licensed by the New York State Department of Financial Services. Deposits and other investment products are not FDIC insured, they are not guaranteed by any bank and they may lose value. Please note that telephone calls may be recorded in line with market practice.