

## Very volatile trading conditions over the past 24 hours

Trading conditions have been extremely volatile over the past 24 hours. This reflected optimism regarding the potential that negotiations could lead to the removal of US tariffs amongst some market participants, and concerns by others, in relation to an escalation of the trade war between the US and China. Overnight the bears have won out, as US reciprocal tariffs were implemented, including a 104% rate on Chinese goods, in a further sign that the trade war between the two nations is intensifying.

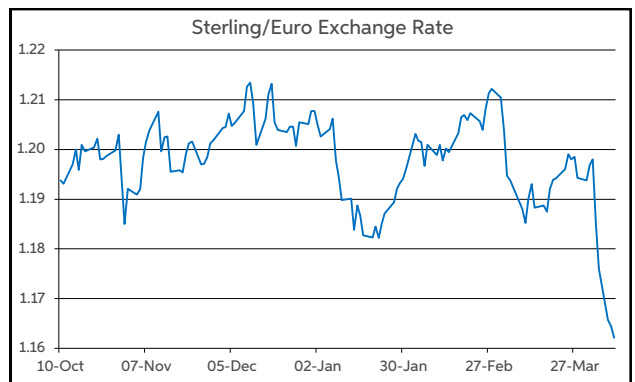
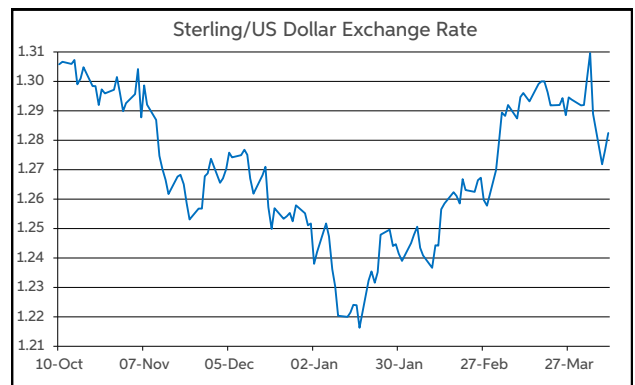
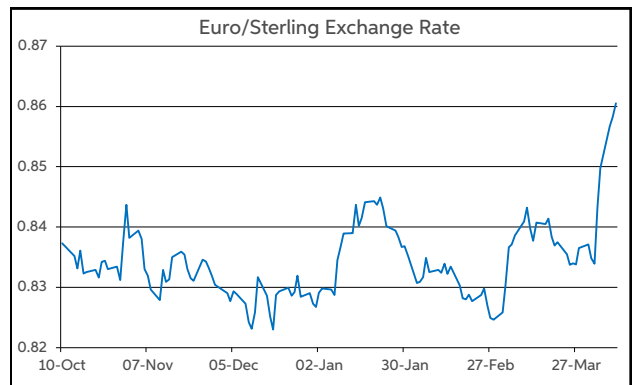
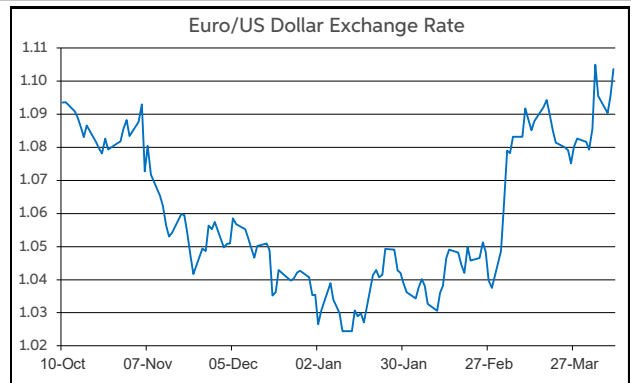
On equity markets, the Euro Stoxx 50 rebounded by 2.5% yesterday, having declined by a cumulative 12.2% in the three trading sessions prior. Meantime, the S&P 500 registered a 1.6% fall, as risk appetite soured after the European close. Earlier in the day, the index had been up by as much as 4%. Elsewhere, US Treasury yields rose sharply overnight, led by the long-end (up by 20-25bps) resulting in a marked steepening of the curve.

Currency-wise, the euro was on the defensive yesterday, while the dollar recouped some of its recent losses. This saw EUR/USD trade down to a low of \$1.0889. However, the dollar sold-off once again overnight. There has been a slightly firmer tone to the euro also. At the same time, the yen and Swiss franc remain bid.

In level terms, EUR/USD opens this morning north of the \$1.10 threshold. GBP/USD is changing hands in the lower half of the \$1.28-1.29 trading band. Meanwhile, EUR/GBP is up at the 86p mark. USD/JPY is down in the bottom half of the ¥145-146 range.

Today, the latest Fed meeting minutes will be released. Aside from that though, the data calendar is barren on both sides of the Atlantic, meaning tariff related news flow will remain to the fore.

**Daniel Noonan, Economist, AIB**



Today's Opening FX Rates			
		% Change	
		Day *	End 2024
EUR/USD	1.1036	0.56	6.60
EUR/GBP	0.8601	0.23	3.96
GBP/USD	1.2824	0.31	2.50
GBP/EUR	1.1618	-0.23	-3.81
USD/JPY	145.28	-1.68	-7.57
EUR/JPY	160.36	-1.12	-1.47

\* v Previous Day's European Open  
See Next Page for More Rates

Opening Interest Rates						
Base Rate	Money Market		Swap Rates			
	1-Mth	3-Mth	1-Yr	2-Yr	5-Yr	
USD	4.38	4.30	4.17	3.67	3.71	3.79
EUR	2.65	2.35	2.36	2.03	1.96	2.26
GBP	4.50	4.42	4.24	3.93	4.01	4.06

All rates quoted are indicative market rates

See Next Page For More Rates & Charts

FX Spot	Karl Cooke Shane Gargan	FX Options	Mark Tuite	Reuters Phone	AIBG.I 00353-1-7724018	Morning Comment	John Fahey john.j.fahey@aib.ie
---------	----------------------------	------------	------------	------------------	---------------------------	-----------------	-----------------------------------

# Opening Levels

Wednesday 09 April 2025  
06:31 am



## Euro

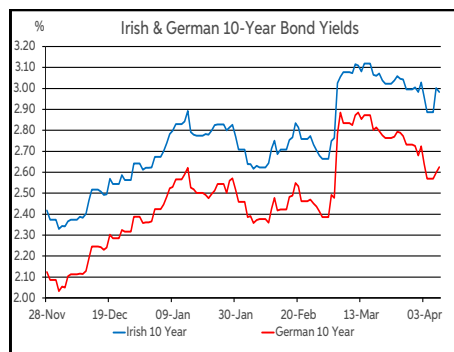
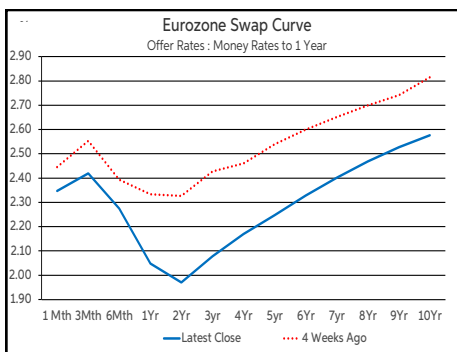
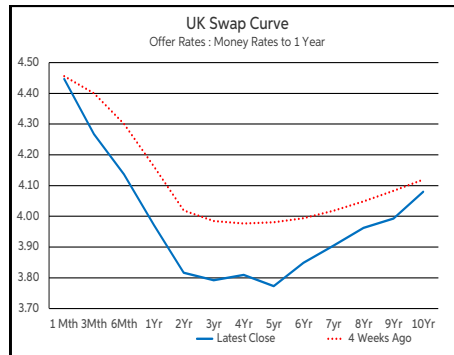
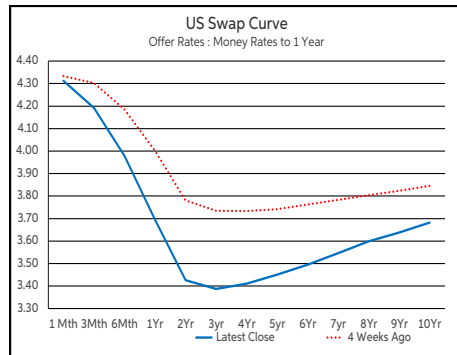
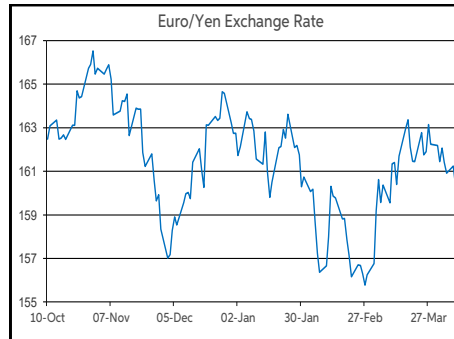
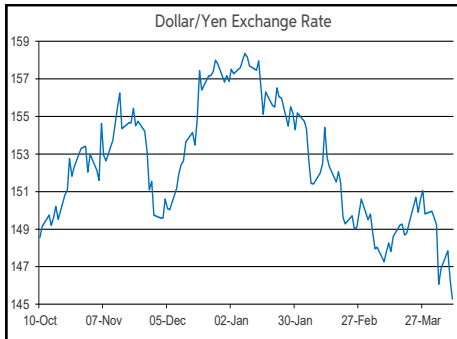
EUR/GBP	0.8601
EUR/USD	1.1036
EUR/JPY	160.36
EUR/SEK	11.0028
EUR/DKK	7.4662
EUR/NOK	12.0236
EUR/CHF	0.9296
EUR/AUD	1.8535
EUR/HKD	8.562
EUR/CAD	1.5718

## Sterling

GBP/EUR	1.1618
GBP/USD	1.2824
GBP/CAD	1.8265
GBP/NZD	2.3194
GBP/JPY	186.31
GBP/SEK	12.7872
GBP/DKK	8.6771
GBP/NOK	13.9486
GBP/CHF	1.08
GBP/AUD	2.1531

## Dollar

USD/JPY	145.28
USD/CAD	1.4243
USD/CHF	0.8422
USD/CNY	7.3498
USD/BRL	6.0148
USD/RUB	86.3
USD/INR	86.56
AUD/USD	0.5952
NZD/USD	0.5524



Debt Markets				
	Close	Change bps		
		Day	4 Weeks	End 24
<b>10 Year Yield %</b>				
US	4.26	+10	-3	-32
Germany	2.63	+3	-25	+26
UK	4.61	-2	-7	+3
<b>5 Year Swap %</b>				
US	3.72	-1	-27	-57
Eurozone	2.24	-6	-29	+1
UK	4.05	-4	-16	-23
<b>2 Year Swap %</b>				
US	3.69	-7	-33	-64
Eurozone	1.96	-6	-36	-23
UK	4.01	-7	-23	-48
<b>10 Year Government Bond Spreads to Benchmark bps</b>				
Ireland	40	+6	+12	+12
Belgium	61	-1	+4	-1
France	77	-4	+5	-6
Italy	123	-4	+14	+8
Spain	72	-2	+7	+2
Portugal	62	-3	+8	+13
Greece	94	+2	+10	+6

Commodities				
	Close	% Change		
		Day	4 Weeks	End 24
Brent Oil	62.82	-2.16	-9.69	-15.84
West Texas Oil	71.65	-0.17	-1.90	-1.27
Gold \$	2983.8	+0.04	+2.32	+13.72

This publication is for information purposes and is not an invitation to deal. The information is believed to be reliable but is not guaranteed. Any expressions of opinions are subject to change without notice. This publication is not to be reproduced in whole or in part without prior permission. In the Republic of Ireland it is distributed by Allied Irish Banks, p.l.c. In the UK it is distributed by Allied Irish Banks, p.l.c. and Allied Irish Bank (GB). In Northern Ireland it is distributed by Allied Irish Bank (NI). In the United States of America it is distributed by Allied Irish Banks, p.l.c. Allied Irish Banks, p.l.c. is regulated by the Central Bank of Ireland. Allied Irish Bank (GB) and AIB (NI) are trade marks used under licence by AIB Group (UK) p.l.c. (a wholly owned subsidiary of Allied Irish Banks, p.l.c.), incorporated in Northern Ireland. Registered Office 92 Ann Street, Belfast BT1 3HH. Registered Number NI018800. Authorised by the Prudential Regulation Authority and regulated by the Financial Conduct Authority and the Prudential Regulation Authority. In the United States of America, Allied Irish Banks, p.l.c., New York Branch, is a branch licensed by the New York State Department of Financial Services. Deposits and other investment products are not FDIC insured, they are not guaranteed by any bank and they may lose value. Please note that telephone calls may be recorded in line with market practice.