

Ceasefire extension, spotlight remains on Middle East

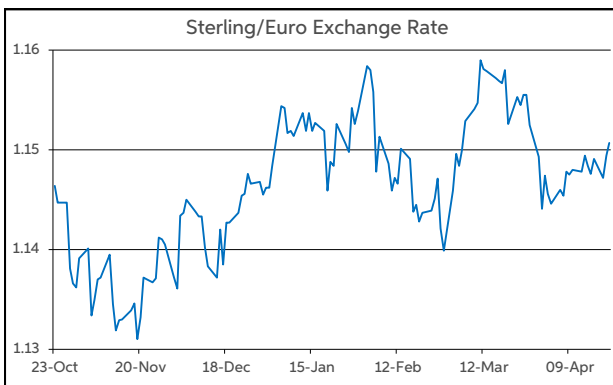
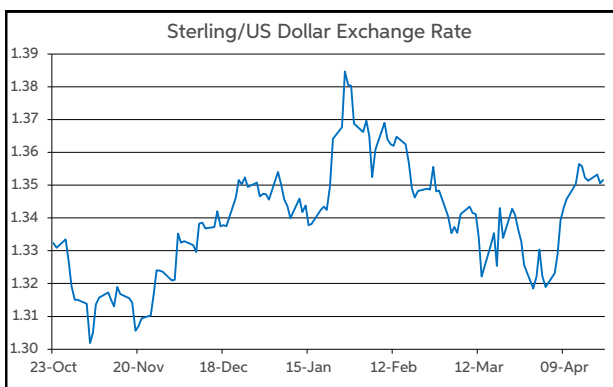
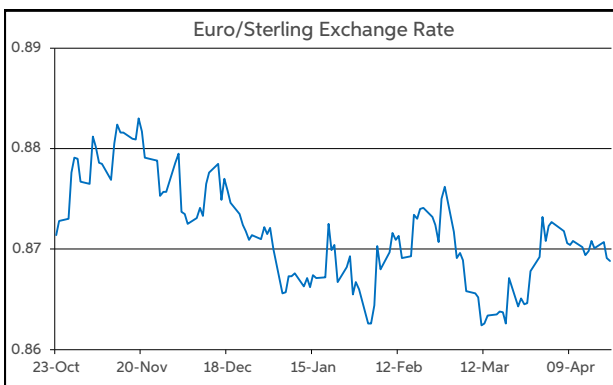
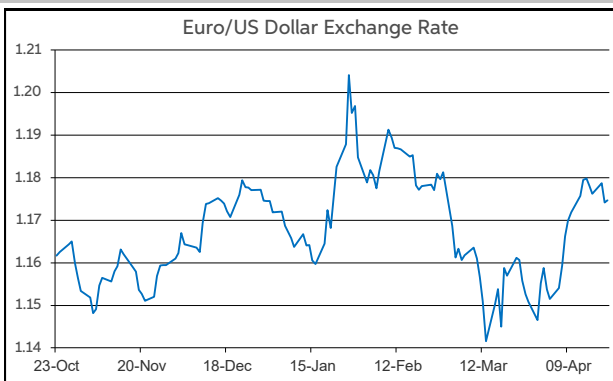
There was a holding pattern to the market action for much of yesterday. Investors took to the sidelines awaiting for developments in relation to the Middle East war. There were conflicting headlines regarding the potential for a second round of talks between the US and Iran with the current ceasefire due to expire. From an investor sentiment perspective, there was a cautious tone to proceedings. In Europe, the Euro Stoxx 50 finished the day with a 0.9% loss. Meanwhile, at the closing bell on Wall Street last night, the S&P 500 was 0.6% lower on the day.

In terms of the macro diary, the main data and events were US centric yesterday. US retail sales for March printed ahead of expectations. The headline growth rate of 1.7% m/m (vs. f'cast for +1.4%) was boosted by the surge in gasoline prices. However, underlying sales also performed well in the month. Meanwhile, the Fed Chair nomination hearing of Kevin Warsh saw him repeat his preference to shrink the size of the Fed's balance sheet. Warsh continued to sound dovish but was non-committal on the rates outlook.

From a currency market perspective, the majors have been confined to narrow ranges over the past 24 hours. The dollar is marginally firmer over this period. EUR/USD has edged back to the midpoint of \$1.17-1.18, while GBP/USD has moved down nearer to the \$1.35 mark. Elsewhere, EUR/USD has continued to trade in and around the 87p handle, opening just below this threshold this morning.

Already this morning, the UK CPI inflation numbers for March have been released. The headline rate jumped to 3.3% as expected, but the core rate fell slightly to 3.1% (vs. 3.2% f'cast). Looking ahead to today, despite the US/Iran ceasefire being extended, developments regarding the Middle East conflict will remain in focus. It remains uncertain if peace talks between both sides will resume.

John Fahey, Senior Economist, AIB



Today's Opening FX Rates			
		% Change	
		Day *	End 2025
EUR/USD	1.1747	-0.24	0.02
EUR/GBP	0.8688	-0.26	-0.31
GBP/USD	1.3516	0.01	0.32
GBP/EUR	1.1505	0.26	0.31
USD/JPY	159.23	0.18	1.65
EUR/JPY	187.07	-0.05	1.67

* v Previous Day's European Open
See Next Page for More Rates

Opening Interest Rates						
	Base Rate	Money Market		Swap Rates		
		1-Mth	3-Mth	1-Yr	2-Yr	5-Yr
USD	3.63	3.65	3.66	3.68	3.87	3.87
EUR	2.00	2.00	2.19	2.59	2.70	2.80
GBP	3.75	3.73	3.78	4.10	4.37	4.39

All rates quoted are indicative market rates

See Next Page For More Rates & Charts

FX Spot	Karl Cooke Shane Gargan	FX Options	Mark Tuite	Reuters Phone	AIBG.I 00353-1-7724018	Morning Comment	John Fahey john.j.fahey@aib.ie
---------	----------------------------	------------	------------	------------------	---------------------------	-----------------	-----------------------------------

Opening Levels

Wednesday 22 April 2026
07:04 am



Euro

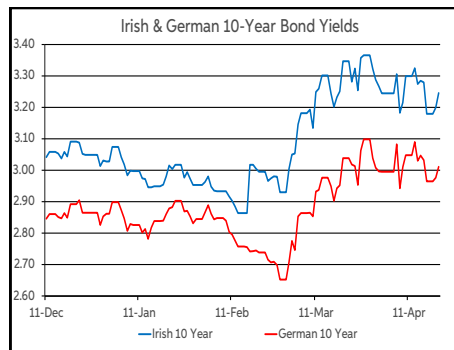
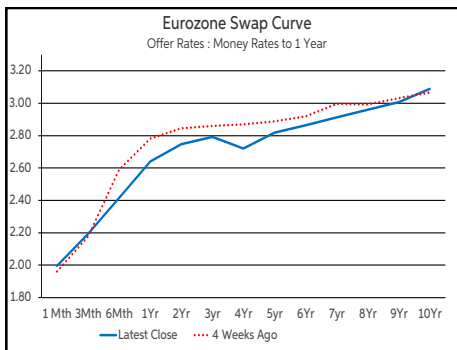
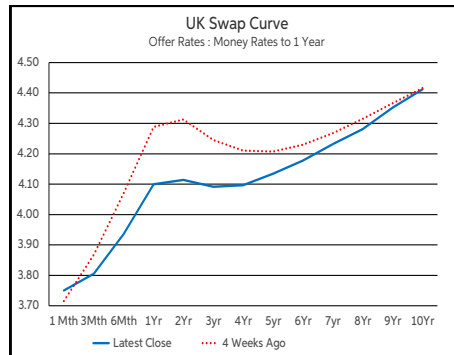
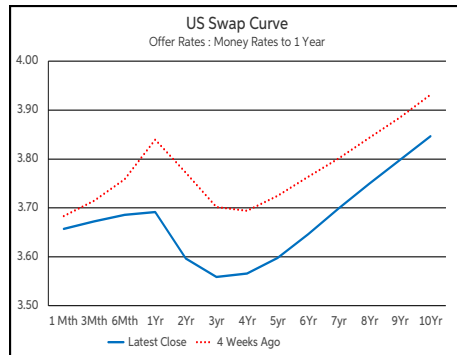
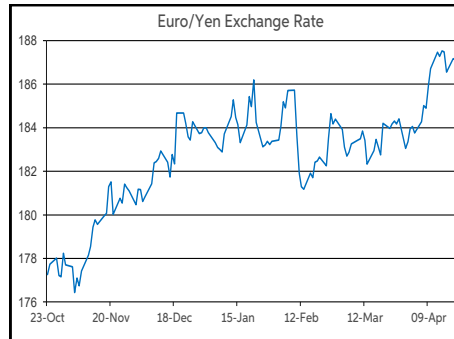
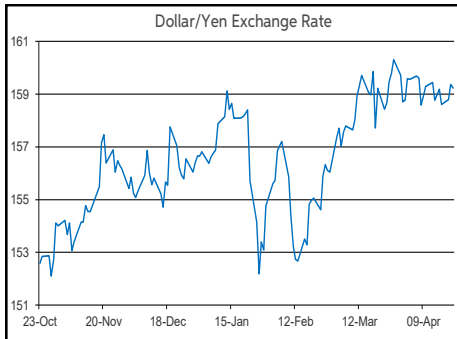
EUR/GBP	0.8688
EUR/USD	1.1747
EUR/JPY	187.07
EUR/SEK	10.7625
EUR/DKK	7.4732
EUR/NOK	10.9519
EUR/CHF	0.916
EUR/AUD	1.6393
EUR/HKD	9.1992
EUR/CAD	1.6042

Sterling

GBP/EUR	1.1505
GBP/USD	1.3516
GBP/CAD	1.8456
GBP/NZD	2.2847
GBP/JPY	215.22
GBP/SEK	12.3819
GBP/DKK	8.5994
GBP/NOK	12.6011
GBP/CHF	1.0538
GBP/AUD	1.886

Dollar

USD/JPY	159.23
USD/CAD	1.3657
USD/CHF	0.7797
USD/CNY	6.8216
USD/BRL	4.9535
USD/RUB	74.85
USD/INR	93.805
AUD/USD	0.7165
NZD/USD	0.5913



Debt Markets				
	Close	Change bps		
		Day	4 Weeks	End 25
10 Year Yield %				
US	4.29	+4	-10	+14
Germany	3.01	+3	-0	+15
UK	4.89	+5	-7	+41
Ireland	3.25	+5	-8	+22
Belgium	3.47	+4	-7	+12
France	3.66	+4	-8	+10
Italy	3.79	+7	-15	+28
Spain	3.46	+4	-8	+17
Portugal	3.43	+6	-7	+27
Greece	3.68	+1	-18	+21
5 Year Swap %				
US	3.86	+3	-6	+13
Eurozone	2.80	+6	-6	+24
UK	4.37	+8	-13	+48
2 Year Swap %				
US	3.84	+4	-14	+27
Eurozone	2.74	+10	-10	+48
UK	4.36	+11	-23	+63
10 Year Government Bond Spreads to Benchmark bps				
Ireland	23	+1	-7	+7
Belgium	46	+0	-7	-3
France	65	+1	-8	-5
Italy	78	+3	-15	+13
Spain	45	+1	-8	+2
Portugal	42	+3	-6	+12
Greece	67	-2	-18	+6

Commodities				
	Close	% Change		
		Day	4 Weeks	End 25
Brent Oil	98.48	+3.14	-5.75	+61.84
West Texas Oil	93.64	+2.83	+0.49	+63.53
Gold \$	4711.7	-2.24	+5.32	+9.22

This publication is for information purposes and is not an invitation to deal. The information is believed to be reliable but is not guaranteed. Any expressions of opinions are subject to change without notice. This publication is not to be reproduced in whole or in part without prior permission. In the Republic of Ireland it is distributed by Allied Irish Banks, p.l.c. In the UK it is distributed by Allied Irish Banks, p.l.c. and Allied Irish Bank (GB). In Northern Ireland it is distributed by Allied Irish Bank (NI). In the United States of America it is distributed by Allied Irish Banks, p.l.c. Allied Irish Banks, p.l.c. is regulated by the Central Bank of Ireland. Allied Irish Bank (GB) and AIB (NI) are trade marks used under licence by AIB Group (UK) p.l.c. (a wholly owned subsidiary of Allied Irish Banks, p.l.c.), incorporated in Northern Ireland. Registered Office 92 Ann Street, Belfast BT1 3HH. Registered Number NI018800. Authorised by the Prudential Regulation Authority and regulated by the Financial Conduct Authority and the Prudential Regulation Authority. In the United States of America, Allied Irish Banks, p.l.c., New York Branch, is a branch licensed by the New York State Department of Financial Services. Deposits and other investment products are not FDIC insured, they are not guaranteed by any bank and they may lose value. Please note that telephone calls may be recorded in line with market practice.