

Positive signs from Eurozone and UK PMIs

Investor sentiment continued to improve yesterday. This was evident in gains on equity indices on both sides of the Atlantic. In Europe, the Euro Stoxx 50 rose by 1.4%. Meanwhile, at the close on Wall Street last night, the S&P 500 was 1.2% higher on the day.

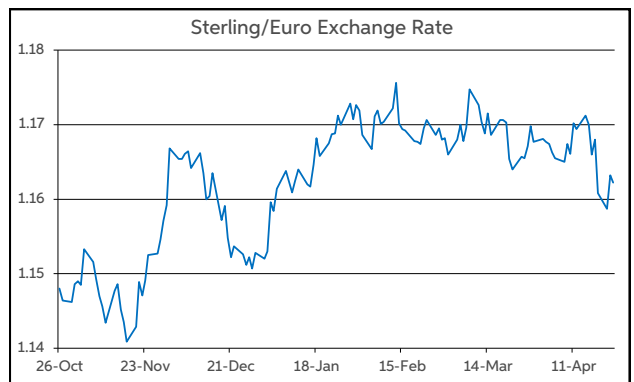
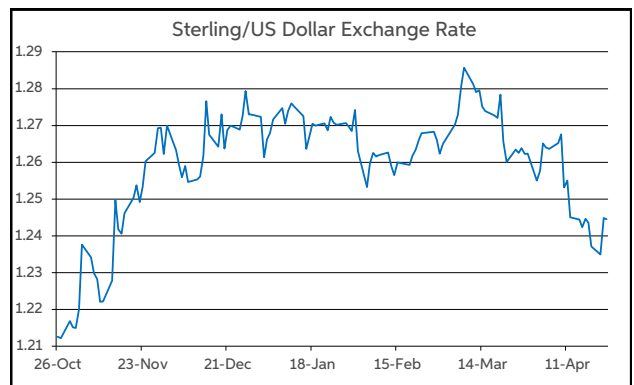
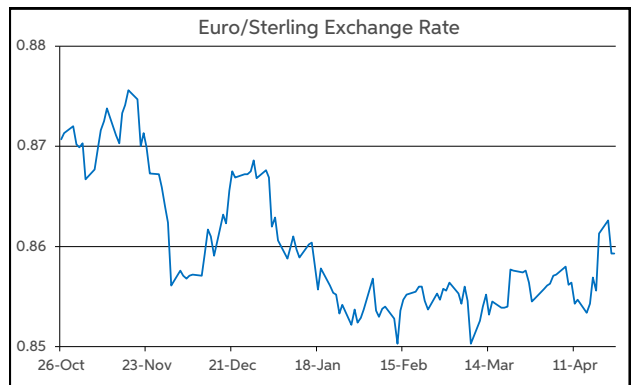
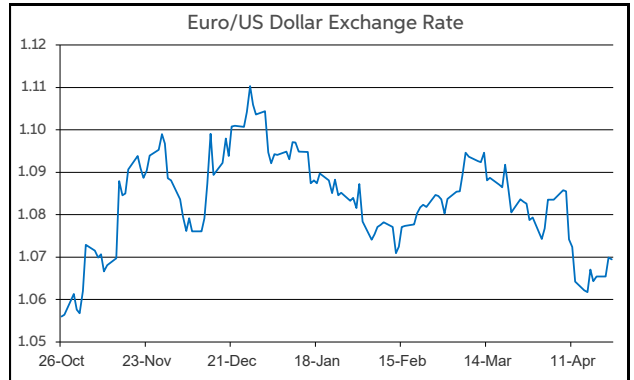
Data-wise, a batch of better than expected European flash April PMIs helped to underpin the upbeat mood to risk appetite in the early part of yesterday's trading. This included the Eurozone Composite PMI printing at 51.4 (vs. f'cast for 50.7) amid a strong performance from the services sector. Overall, the Eurozone, German and French surveys indicate a pick-up in private sector activity at the start of Q2.

There was also a notable upside surprise from the preliminary reading of the UK PMI survey for April. The composite index rose to a 25 month high supported by a strong performance from the services sector. In contrast, and unusually, the US macro calendar was a source of disappointment yesterday. Its PMI survey for April missed to the downside of expectations.

From a currency viewpoint, against this macro backdrop, both sterling and the euro managed to post gains versus the dollar. Sterling was also supported by some hawkish BoE comments. EUR/USD edged back up nearer to \$1.07, while GBP/USD regained the \$1.24 mark. Meantime, EUR/GBP was struggling to hold the 86p level amid the stronger tone to sterling.

Looking ahead to today, this morning's German Ifo for April will be closely watched to see if it provides a similar picture to yesterday's encouraging German PMI report. Meanwhile, the main US data highlight is the durables goods report for March.

John Fahey, Senior Economist, AIB



Today's Opening FX Rates			
		% Change	
		Day *	End 2023
EUR/USD	1.0695	0.39	-3.09
EUR/GBP	0.8593	-0.36	-0.87
GBP/USD	1.2444	0.76	-2.24
GBP/EUR	1.1631	0.36	0.87
USD/JPY	154.9	0.11	9.81
EUR/JPY	165.69	0.50	6.46

* v Previous Day's European Open
See Next Page for More Rates

Opening Interest Rates						
	Base Rate	Money Market		Swap Rates		
		1-Mth	3-Mth	1-Yr	2-Yr	5-Yr
USD	5.38	5.43	5.59	5.45	5.15	4.69
EUR	4.50	3.82	3.89	3.66	3.31	2.90
GBP	5.25	5.18	5.16	4.93	4.84	4.35

All rates quoted are indicative market rates

See Next Page For More Rates & Charts

FX Spot	Karl Cooke Shane Gargan	FX Options	Mark Tuite	Reuters Phone	AIBG.I 00353-1-7724018	Morning Comment	John Fahey john.j.fahey@aib.ie
---------	----------------------------	------------	------------	------------------	---------------------------	-----------------	-----------------------------------

Opening Levels

Wednesday 24 April 2024
07:17 am



Euro

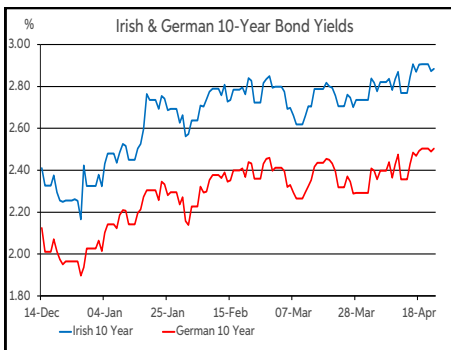
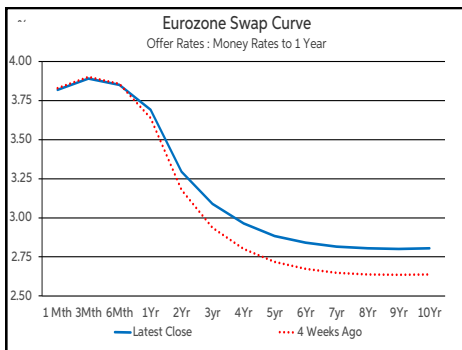
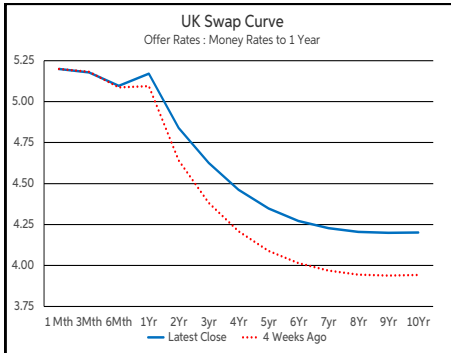
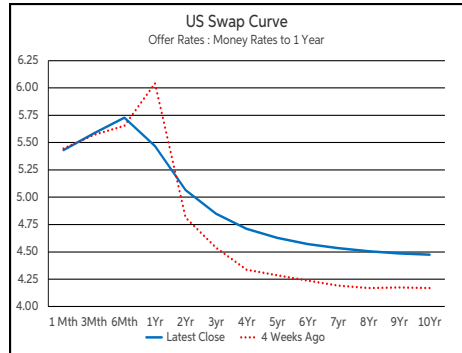
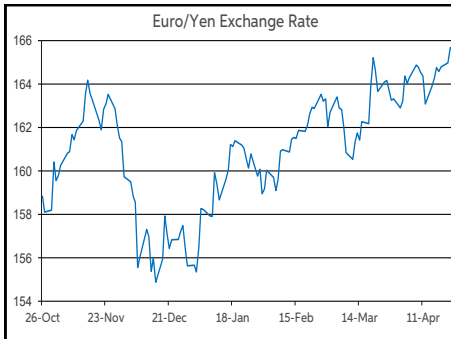
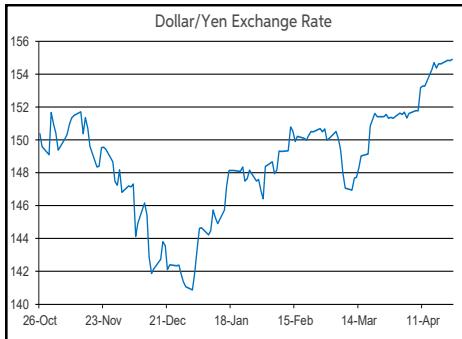
EUR/GBP	0.8592
EUR/USD	1.0695
EUR/JPY	165.7
EUR/SEK	11.5784
EUR/DKK	7.4594
EUR/NOK	11.657
EUR/CHF	0.9759
EUR/AUD	1.6422
EUR/HKD	8.3773
EUR/CAD	1.4621

Sterling

GBP/EUR	1.1631
GBP/USD	1.2444
GBP/CAD	1.7012
GBP/NZD	2.0942
GBP/JPY	192.76
GBP/SEK	13.4687
GBP/DKK	8.6771
GBP/NOK	13.56
GBP/CHF	1.1355
GBP/AUD	1.9104

Dollar

USD/JPY	154.9
USD/CAD	1.3669
USD/CHF	0.9124
USD/CNY	7.2456
USD/BRL	5.1318
USD/RUB	92.83
USD/INR	83.3025
AUD/USD	0.6512
NZD/USD	0.594



Debt Markets				
	Close	Change bps		
		Day	4 Weeks	End 23
10 Year Yield %				
US	4.60	-3	+36	+74
Germany	2.51	+1	+13	+48
UK	4.25	+4	+27	+71
Ireland	2.91	+3	+14	+55
Belgium	3.06	+1	+14	+37
France	3.00	+1	+16	+44
Italy	3.81	-0	+16	+12
Spain	3.28	+1	+9	+28
Portugal	3.14	+0	+12	+35
Greece	3.45	-3	+14	+38
5 Year Swap %				
US	4.63	-2	+38	+84
Eurozone	2.88	+1	+18	+46
UK	4.35	+4	+26	+70
2 Year Swap %				
US	5.07	-6	+29	+73
Eurozone	3.30	+1	+13	+50
UK	4.84	+4	+20	+57
10 Year Government Bond Spreads to Benchmark bps				
Ireland	41	+2	+1	+7
Belgium	55	-0	+1	-11
France	49	-0	+3	-4
Italy	131	-2	+3	-36
Spain	77	-0	-4	-19
Portugal	63	-1	-1	-13
Greece	95	-4	+1	-10

Commodities				
	Close	% Change		
		Day	4 Weeks	End 23
Brent Oil	88.42	+1.63	+2.52	+14.77
West Texas Oil	71.65	-0.17	-1.90	-1.27
Gold \$	2321.8	-0.19	+6.57	+12.57

This publication is for information purposes and is not an invitation to deal. The information is believed to be reliable but is not guaranteed. Any expressions of opinions are subject to change without notice. This publication is not to be reproduced in whole or in part without prior permission. In the Republic of Ireland it is distributed by Allied Irish Banks, p.l.c. In the UK it is distributed by Allied Irish Banks, p.l.c. and Allied Irish Bank (GB). In Northern Ireland it is distributed by Allied Irish Bank (NI). In the United States of America it is distributed by Allied Irish Banks, p.l.c. Allied Irish Banks, p.l.c. is regulated by the Central Bank of Ireland. Allied Irish Bank (GB) and AIB (NI) are trade marks used under licence by AIB Group (UK) p.l.c. (a wholly owned subsidiary of Allied Irish Banks, p.l.c.), incorporated in Northern Ireland. Registered Office 92 Ann Street, Belfast BT1 3HH. Registered Number NI018800. Authorised by the Prudential Regulation Authority and regulated by the Financial Conduct Authority and the Prudential Regulation Authority. In the United States of America, Allied Irish Banks, p.l.c., New York Branch, is a branch licensed by the New York State Department of Financial Services. Deposits and other investment products are not FDIC insured, they are not guaranteed by any bank and they may lose value. Please note that telephone calls may be recorded in line with market practice.