

EUR/USD remains above \$1.21

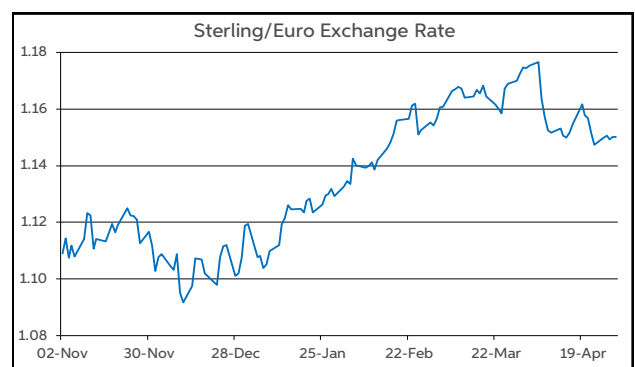
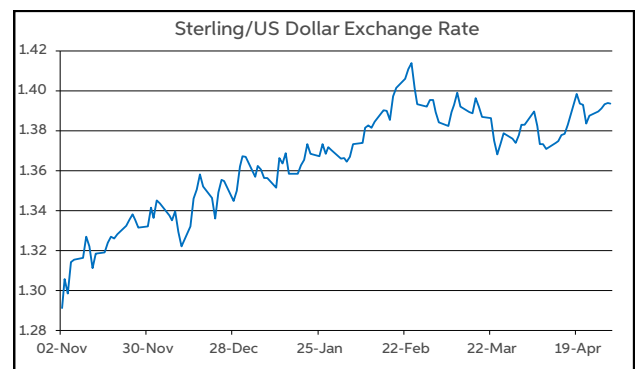
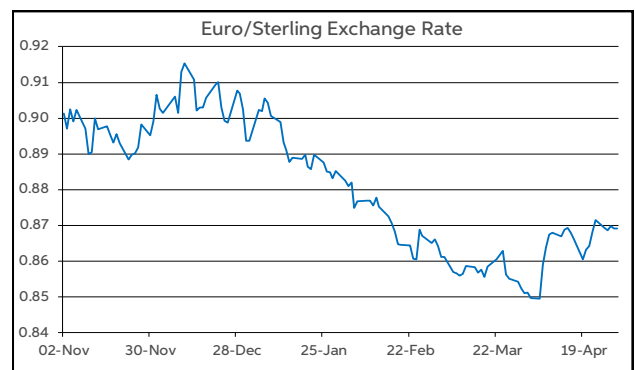
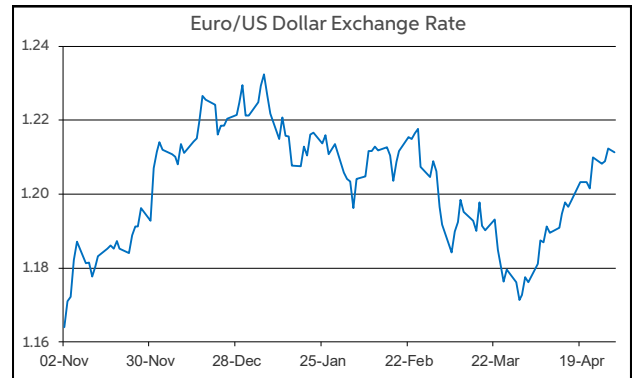
The action on currency markets yesterday was confined to narrow ranges. Indeed most of the main pairs were in sideways mode for much of the day. Data-wise, the main focus yesterday was on the US economy, with the release of the first reading of GDP for Q1. Growth was registered at 6.4% on a quarterly annualised basis, which was slightly ahead of the 6.1% rate expected. With the economy opening up further, even stronger growth is likely in Q2. From a dollar perspective though, there was no noticeable reaction from the currency to the macro news.

Another important release to note yesterday was from the Eurozone, with the EC sentiment indices for April coming in ahead of expectations. The headline index rose to 110.3 (vs. f'cast for 102.2). The underlying details show that the improvement was broad-based both in terms of sectors and countries. However, the update had minimal directional influence on the euro.

Overall then, in level terms, the main pairs open this morning broadly unchanged from 24 hours earlier. EUR/USD has managed to hold above \$1.21. Meanwhile, EUR/GBP continues to operate in a tight range in the upper half of 86-87p. Elsewhere, GBP/USD remains near to the midpoint of \$1.39-1.40.

Today, it's the turn of the Eurozone to release Q1 GDP numbers. Already this morning, the French reading printed at 0.4% q/q, (exceeding its +0.1 forecast). Later this morning, German Q1 GDP is forecast at -1.5% q/q, while the Eurozone is expected to record a 0.8% contraction in the quarter. Flash Eurozone inflation for April is also due. However, unless there are significant surprises, the data may not have much impact on the euro.

John Fahey, Senior Economist, AIB



Today's Opening FX Rates			
		% Change	
		Day *	End 2020
EUR/USD	1.2113	-0.13	-0.82
EUR/GBP	0.8693	-0.03	-2.73
GBP/USD	1.3935	-0.11	1.92
GBP/EUR	1.1501	0.03	2.81
USD/JPY	108.77	0.19	5.36
EUR/JPY	131.79	0.05	4.46

* v Previous Day's European Open
See Next Page for More Rates

Opening Interest Rates						
	Base Rate	Money Market		Swap Rates		
		1-Mth	3-Mth	1-Yr	2-Yr	5-Yr
USD	0.125	0.11	0.18	0.20	0.30	0.95
EUR	0.00	-0.56	-0.53	-0.51	-0.46	-0.25
GBP	0.10	0.05	0.09	0.14	0.32	0.72

All rates quoted are indicative market rates

See Next Page For More Rates & Charts

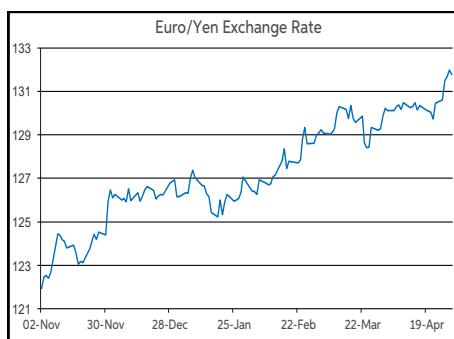
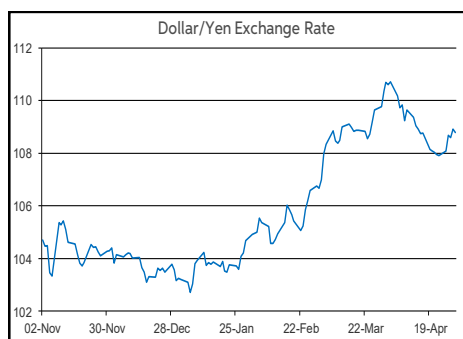
FX Spot	Karl Cooke Shane Gargan Enda Homan	FX Options	Mark Tuite	Reuters Phone	AIBG.I 00353-1-7724018	Morning Comment	John Fahey john.j.fahey@aib.ie
		Equity Options	Gary Luff				

Opening Levels

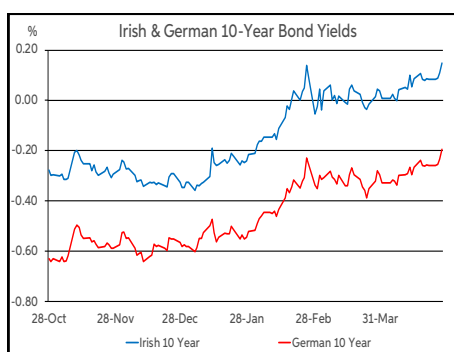
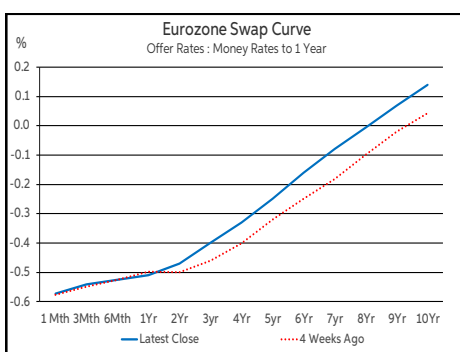
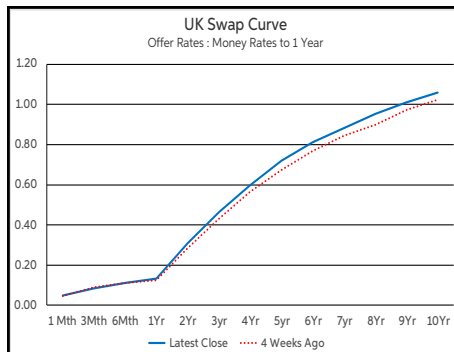
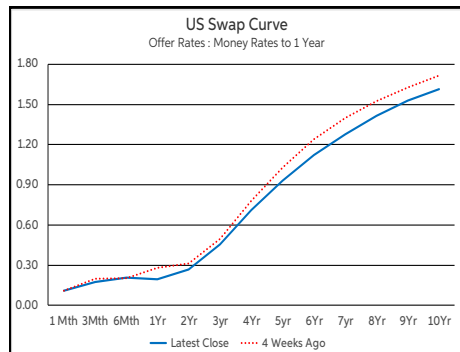
Friday 30 April 2021
07:19 am



Euro		Sterling		Dollar	
EUR/GBP	0.8693	GBP/EUR	1.15	USD/JPY	108.77
EUR/USD	1.2113	GBP/USD	1.3935	USD/CAD	1.2275
EUR/JPY	131.78	GBP/CAD	1.7105	USD/CHF	0.9085
EUR/SEK	10.1547	GBP/NZD	1.9233	USD/CNY	6.4728
EUR/DKK	7.4358	GBP/JPY	151.57	USD/BRL	5.3381
EUR/NOK	9.9344	GBP/SEK	11.6806	USD/RUB	74.611
EUR/CHF	1.1008	GBP/DKK	8.5516	USD/INR	73.99
EUR/AUD	1.5574	GBP/NOK	11.4217	AUD/USD	0.7777
EUR/HKD	9.4038	GBP/CHF	1.2661	NZD/USD	0.7242
EUR/CAD	1.4871	GBP/AUD	1.7914		



Debt Markets				
	Close	Change bps		
		Day	4 Weeks	End 20
10 Year Yield %				
US	1.64	+3	-3	+73
Germany	-0.19	+4	+13	+38
UK	0.84	+4	+5	+65
Ireland	0.18	+4	+14	+49
Belgium	0.14	+5	+15	+53
France	0.16	+14	+24	+50
Italy	0.88	+5	+24	+36
Spain	0.48	+4	+16	+42
Portugal	0.48	+4	+27	+42
Greece	0.98	+3	+16	+35
5 Year Swap %				
US	0.93	+0	-6	+51
Eurozone	-0.25	+2	+8	+21
UK	0.72	+3	+5	+53
2 Year Swap %				
US	0.27	-0	-1	+8
Eurozone	-0.47	-0	+4	+6
UK	0.31	+1	+3	+28
10 Year Government Bond Spreads to Benchmark bps				
Ireland	38	+0	+1	+11
Belgium	33	+2	+2	+14
France	35	+10	+11	+12
Italy	107	+1	+11	-3
Spain	67	+0	+3	+4
Portugal	67	-0	+14	+4
Greece	117	-1	+3	-3



Commodities				
	% Change			
	Close	Day	4 Weeks	End 20
Brent Oil	68.56	+1.92	+5.70	+32.36
West Texas Oil	65	+1.86	+5.85	+34.44
Gold \$	1771.2	-0.57	+2.37	-6.60

This publication is for information purposes and is not an invitation to deal. The information is believed to be reliable but is not guaranteed. Any expressions of opinions are subject to change without notice. This publication is not to be reproduced in whole or in part without prior permission. In the Republic of Ireland it is distributed by Allied Irish Banks, p.l.c. In the UK it is distributed by Allied Irish Banks, p.l.c. and Allied Irish Bank (GB). In Northern Ireland it is distributed by Allied Irish Bank (NI). In the United States of America it is distributed by Allied Irish Banks, p.l.c. Allied Irish Banks, p.l.c. is regulated by the Central Bank of Ireland. Allied Irish Bank (GB) and AIB (NI) are trade marks used under licence by AIB Group (UK) p.l.c. (a wholly owned subsidiary of Allied Irish Banks, p.l.c.), incorporated in Northern Ireland. Registered Office 92 Ann Street, Belfast BT1 3HH. Registered Number NI018800. Authorised by the Prudential Regulation Authority and regulated by the Financial Conduct Authority and the Prudential Regulation Authority. In the United States of America, Allied Irish Banks, p.l.c., New York Branch, is a branch licensed by the New York State Department of Financial Services. Deposits and other investment products are not FDIC insured, they are not guaranteed by any bank and they may lose value. Please note that telephone calls may be recorded in line with market practice.