

## US payrolls due today

There was a mixed mood on markets yesterday. The Euro Stoxx 50 gained 0.6%. On Wall Street, the S&P 500 finished flat for the day. In terms of fixed income markets, sovereign bond yields fell by 1-9bps across the board, falling the most in the Eurozone. Elsewhere, oil prices continued to decline, falling by a further 2%, moving below \$95 per barrel.

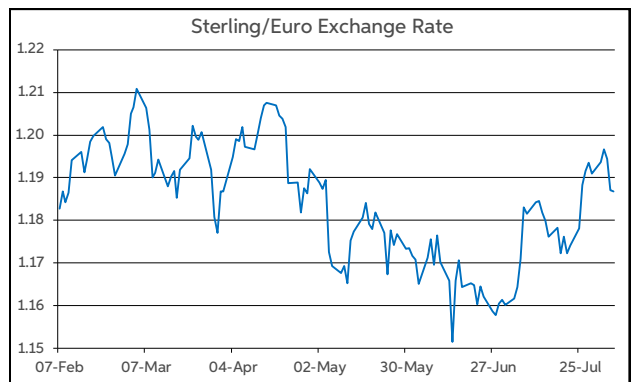
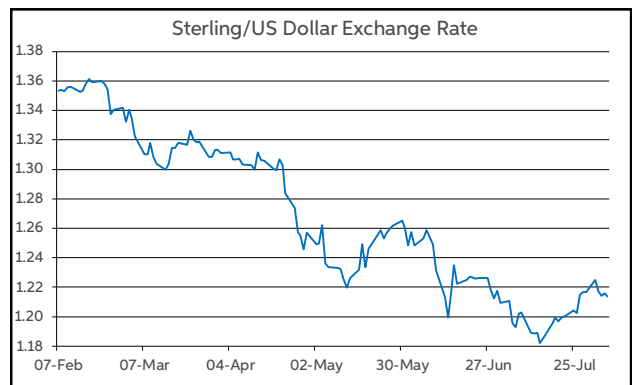
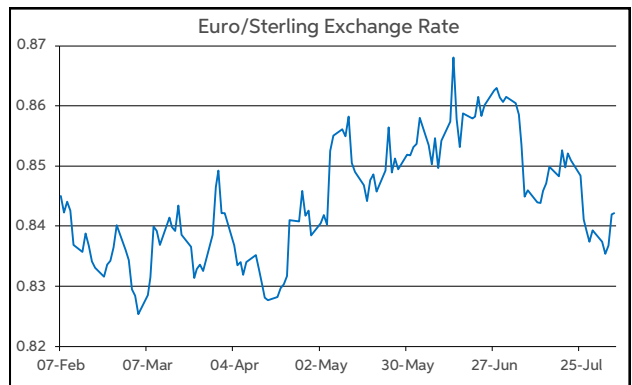
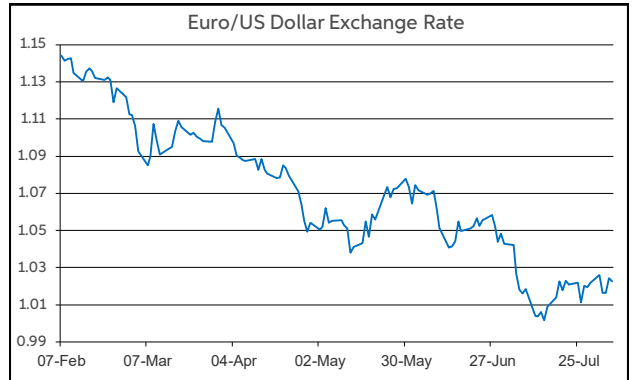
Meanwhile, the Bank of England hiked rates by 50bps as expected. The Bank rate is now at 1.75%. However, the BoE was quite downbeat on the outlook for the UK economy. It sees GDP contracting by between 1-1.5% in 2023, but retains a hawkish bias in terms of rate hikes, as inflation is projected to peak at over 13% in Q4 2022. Futures contracts are pricing in around 100bps of tightening between now and the end of the year.

Sterling was holding a softer tone yesterday, as the BoE's gloomy assessment of the UK's economic prospects weighed on the currency. GBP/USD traded to a low of \$1.206, while EUR/GBP rose to a high of 84.3p. Elsewhere, the euro was on the front-foot, while the dollar was under some slight downward pressure.

In level terms, EUR/GBP opens this morning up in the 84-85p range. EUR/USD has regained the \$1.02 handle, and is operating in the lower half of the \$1.02-1.03 corridor. GBP/USD remains below the midpoint of \$1.21-1.22.

Today, the US labour market report for July is due. Payrolls, which have been growing at a robust pace of 450k on average so far this year are forecast to rise by 250k in July. Meanwhile, the unemployment rate is projected to be unchanged at 3.6%. Barring any major surprise though, the data may not impact the dollar.

**Daniel Noonan, Economist, AIB**



Today's Opening FX Rates			
		% Change	
		Day *	End 2021
EUR/USD	1.0225	0.62	-10.05
EUR/GBP	0.8421	0.74	0.25
GBP/USD	1.2137	-0.14	-10.29
GBP/EUR	1.1866	-0.74	-0.25
USD/JPY	133.36	-0.25	15.88
EUR/JPY	136.38	0.36	4.21

\* v Previous Day's European Open  
See Next Page for More Rates

Opening Interest Rates						
	Base Rate	Money Market		Swap Rates		
		1-Mth	3-Mth	1-Yr	2-Yr	5-Yr
USD	2.375	2.38	2.83	3.47	3.32	2.84
EUR	0.50	-0.04	0.25	0.99	1.21	1.38
GBP	1.25	1.67	2.00	2.87	2.90	2.58

All rates quoted are indicative market rates

See Next Page For More Rates & Charts

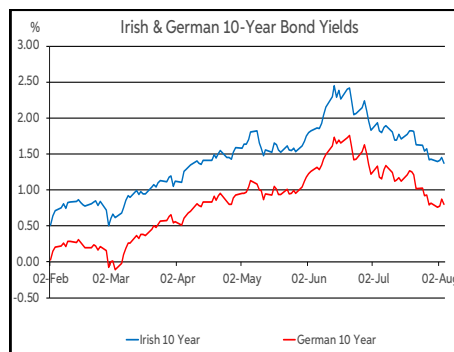
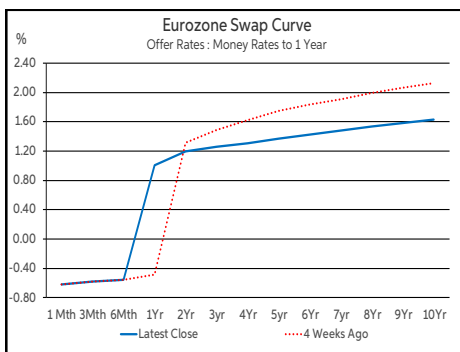
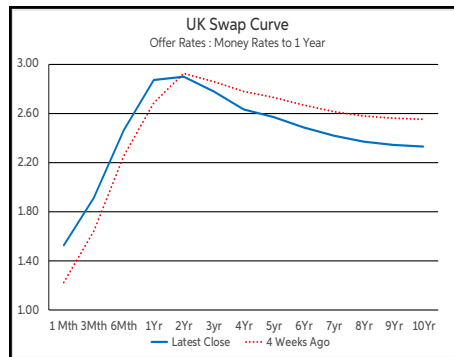
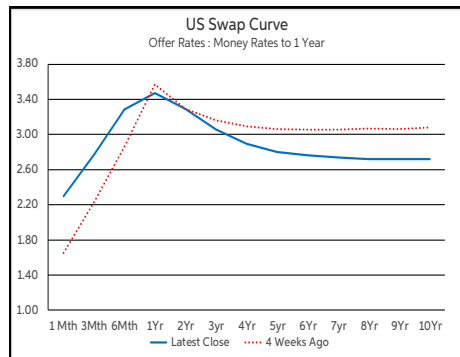
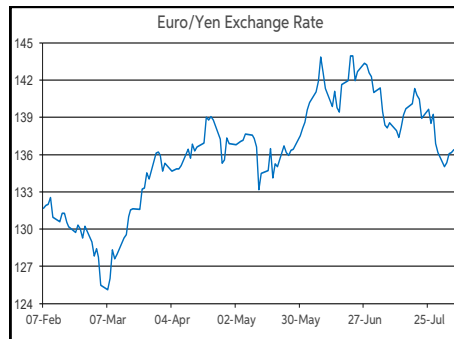
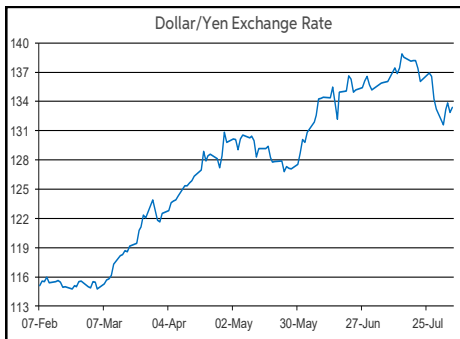
FX Spot	Karl Cooke Shane Gargan Ian Burke	FX Options	Mark Tuite	Reuters Phone	AIBG.I 00353-1-7724018	Morning Comment	John Fahey john.j.fahey@aib.ie
---------	---	------------	------------	------------------	---------------------------	-----------------	-----------------------------------

# Opening Levels

Friday 05 August 2022  
07:28 am



Euro		Sterling		Dollar	
EUR/GBP	0.8421	GBP/EUR	1.1866	USD/JPY	133.36
EUR/USD	1.0225	GBP/USD	1.2137	USD/CAD	1.287
EUR/JPY	136.38	GBP/CAD	1.5622	USD/CHF	0.9567
EUR/SEK	10.3586	GBP/NZD	1.9276	USD/CNY	6.7461
EUR/DKK	7.4413	GBP/JPY	161.86	USD/BRL	5.2119
EUR/NOK	9.9654	GBP/SEK	12.296	USD/RUB	60.35
EUR/CHF	0.9783	GBP/DKK	8.8324	USD/INR	79.194
EUR/AUD	1.4678	GBP/NOK	11.8308	AUD/USD	0.6965
EUR/HKD	8.0267	GBP/CHF	1.1616	NZD/USD	0.6295
EUR/CAD	1.316	GBP/AUD	1.7424		



Debt Markets				
	Close	Change bps		
		Day	4 Weeks	End 21
<b>10 Year Yield %</b>				
US	2.69	-1	-31	+118
Germany	0.81	-6	-48	+99
UK	1.89	-2	-24	+92
Ireland	1.40	-8	-50	+115
Belgium	1.39	-8	-55	+122
France	1.36	-8	-49	+117
Italy	2.95	-8	-43	+176
Spain	1.91	-8	-49	+132
Portugal	1.84	-9	-56	+136
Greece	2.98	-7	-55	+166
<b>5 Year Swap %</b>				
US	2.80	-3	-22	+147
Eurozone	1.37	-3	-37	+136
UK	2.57	-3	-15	+130
<b>2 Year Swap %</b>				
US	3.29	-0	+4	+235
Eurozone	1.20	-3	-11	+150
UK	2.90	-1	-2	+171
<b>10 Year Government Bond Spreads to Benchmark bps</b>				
Ireland	59	-2	-1	+16
Belgium	59	-1	-7	+23
France	55	-1	-1	+18
Italy	214	-1	+5	+77
Spain	110	-1	-1	+33
Portugal	103	-2	-8	+37
Greece	217	-0	-7	+68

Commodities				
	% Change			
	Close	Day	4 Weeks	End 21
Brent Oil	94.12	-2.75	-10.06	+21.01
West Texas Oil	91.29	-2.10	-12.74	+21.19
Gold \$	1791.1	+1.48	+2.96	-2.04

This publication is for information purposes and is not an invitation to deal. The information is believed to be reliable but is not guaranteed. Any expressions of opinions are subject to change without notice. This publication is not to be reproduced in whole or in part without prior permission. In the Republic of Ireland it is distributed by Allied Irish Banks, p.l.c. In the UK it is distributed by Allied Irish Banks, p.l.c. and Allied Irish Bank (GB). In Northern Ireland it is distributed by Allied Irish Bank (NI). In the United States of America it is distributed by Allied Irish Banks, p.l.c. Allied Irish Banks, p.l.c. is regulated by the Central Bank of Ireland. Allied Irish Bank (GB) and AIB (NI) are trade marks used under licence by AIB Group (UK) p.l.c. (a wholly owned subsidiary of Allied Irish Banks, p.l.c.), incorporated in Northern Ireland. Registered Office 92 Ann Street, Belfast BT1 3HH. Registered Number NI018800. Authorised by the Prudential Regulation Authority and regulated by the Financial Conduct Authority and the Prudential Regulation Authority. In the United States of America, Allied Irish Banks, p.l.c., New York Branch, is a branch licensed by the New York State Department of Financial Services. Deposits and other investment products are not FDIC insured, they are not guaranteed by any bank and they may lose value. Please note that telephone calls may be recorded in line with market practice.