

FX majors remain range bound

Yesterday's macro diary had a relatively busy flow of releases on both sides of the Atlantic. In the Eurozone, the main focus was on the EC economic sentiment survey for August. The headline index printed below expectations, falling to 95.2, from 95.7 in July and versus a forecast for 96.0. Overall, the underlying details in the survey were consistent with on-going subdued growth for the currency bloc. Meanwhile, in the US, the second estimate of Q2 GDP was revised to a higher than expected 3.3% annualised pace (vs. f'cast for 3.1%). The details in the report indicate that growth remained solid in the US economy in Q2.

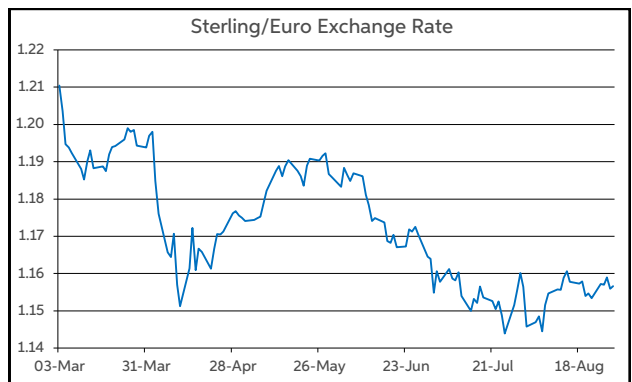
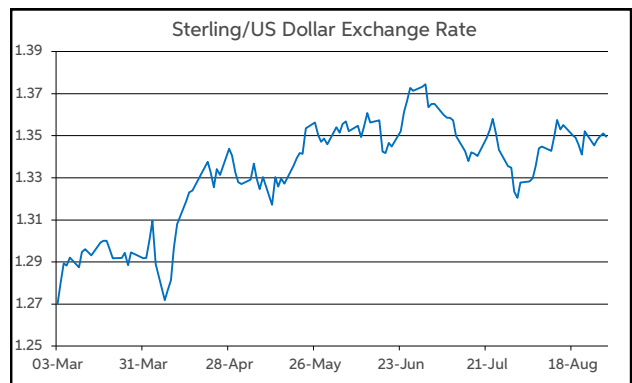
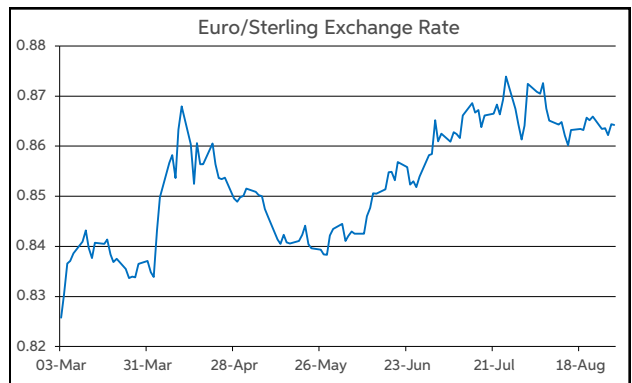
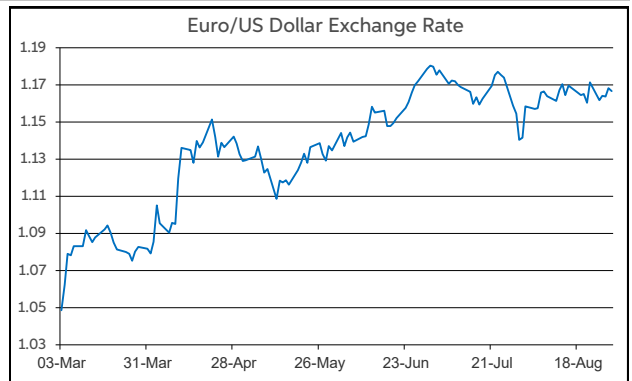
Despite, the busier data calendar, investor sentiment retained a fairly subdued tone. This was evident in the modest moves across the main equity indices. In Europe, the Euro Stoxx 50 managed to post a very marginal 0.1% rise. Meanwhile, at the closing bell on Wall Street, the S&P 500 was 0.3% higher on the day. On bond markets, the main sovereign benchmark yields moved within a 3-5bps corridor.

Currency-wise, the majors continued to operate within confined ranges yesterday. This muted action has continued in overnight Asia-Pacific trading. As a result, most of the main pairs open this morning showing minimal changes over the past 24 hours.

Of the limited action to register over this period, the euro is holding a slightly firmer tone against the dollar and sterling. The EUR/USD pair starts today just above the midpoint of \$1.16-1.17. EUR/GBP has edged modestly higher within the lower half of 86-87p. Meanwhile, GBP/USD continues to straddle the \$1.35 threshold.

Looking ahead to today, the macro schedule has an 'inflation' theme to it. We get flash HICP inflation readings for August from Spain, Italy and Germany. Meanwhile, the US diary features the Fed's preferred inflation measure—core PCE (for July).

John Fahey, Senior Economist, AIB



Today's Opening FX Rates			
		% Change	
		Day *	End 2024
EUR/USD	1.1666	0.24	12.68
EUR/GBP	0.8642	0.29	4.46
GBP/USD	1.3496	-0.04	7.87
GBP/EUR	1.1568	-0.29	-4.27
USD/JPY	146.95	-0.14	-6.51
EUR/JPY	171.44	0.09	5.34

* v Previous Day's European Open

See Next Page for More Rates

Opening Interest Rates						
Base Rate	Money Market			Swap Rates		
	1-Mth	3-Mth	1-Yr	2-Yr	5-Yr	
USD	4.38	4.27	4.16	3.75	3.66	3.61
EUR	2.00	1.87	2.03	2.05	2.07	2.32
GBP	4.00	3.96	3.96	3.84	3.98	4.06

All rates quoted are indicative market rates

See Next Page For More Rates & Charts

FX Spot	Karl Cooke Shane Gargan	FX Options	Mark Tuite	Reuters Phone	AIBG.I 00353-1-7724018	Morning Comment	John Fahey john.j.fahey@aib.ie
---------	----------------------------	------------	------------	------------------	---------------------------	-----------------	-----------------------------------

Opening Levels

Friday 29 August 2025
07:21 am



Euro

EUR/GBP	0.8642
EUR/USD	1.1666
EUR/JPY	171.44
EUR/SEK	11.0736
EUR/DKK	7.4648
EUR/NOK	11.7451
EUR/CHF	0.9355
EUR/AUD	1.7832
EUR/HKD	9.0902
EUR/CAD	1.6042

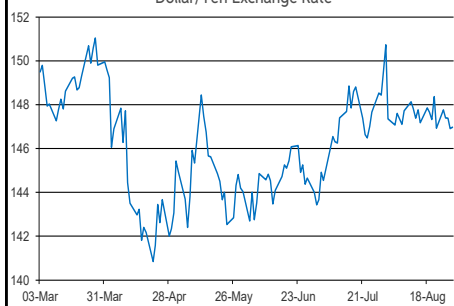
Sterling

GBP/EUR	1.1568
GBP/USD	1.3496
GBP/CAD	1.8557
GBP/NZD	2.2892
GBP/JPY	198.35
GBP/SEK	12.8114
GBP/DKK	8.6349
GBP/NOK	13.589
GBP/CHF	1.0826
GBP/AUD	2.0631

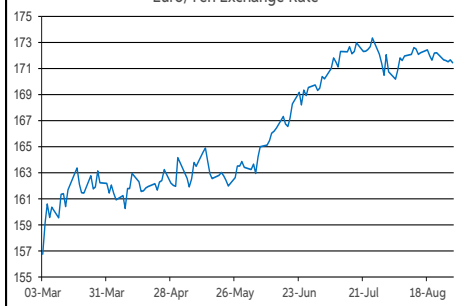
Dollar

USD/JPY	146.95
USD/CAD	1.3751
USD/CHF	0.8018
USD/CNY	7.1313
USD/BRL	5.414
USD/RUB	80.3
USD/INR	87.85
AUD/USD	0.654
NZD/USD	0.5892

Dollar/Yen Exchange Rate

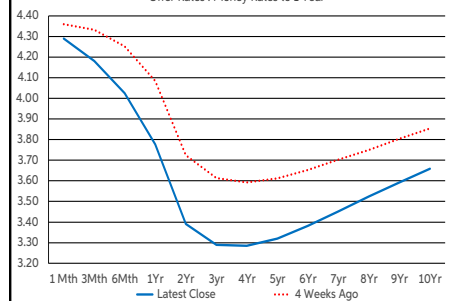


Euro/Yen Exchange Rate



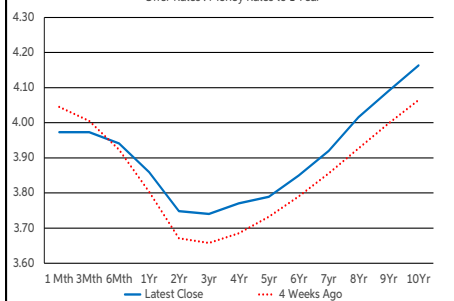
US Swap Curve

Offer Rates : Money Rates to 1 Year



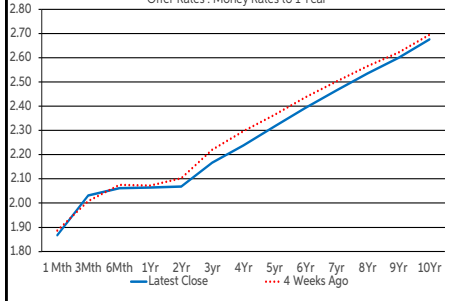
UK Swap Curve

Offer Rates : Money Rates to 1 Year

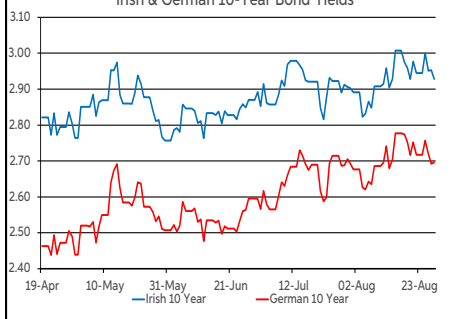


Eurozone Swap Curve

Offer Rates : Money Rates to 1 Year



Irish & German 10-Year Bond Yields



Debt Markets

	Close	Change bps		
		Day	4 Weeks	End 24
10 Year Yield %				
US	4.21	-3	-15	-37
Germany	2.70	+0	+0	+33
UK	4.70	-4	+13	+13
Ireland	2.96	-2	+2	+31
Belgium	3.26	-4	+5	+28
France	3.47	-5	+13	+28
Italy	3.56	-4	+3	+4
Spain	3.29	-3	+2	+23
Portugal	3.15	-0	+3	+30
Greece	3.41	-4	+1	+16
5 Year Swap %				
US	3.58	-2	-27	-71
Eurozone	2.30	+1	-6	+7
UK	4.05	-3	+8	-23
2 Year Swap %				
US	3.65	+2	-33	-69
Eurozone	2.06	+2	-4	-13
UK	3.97	-2	+7	-52
10 Year Government Bond Spreads to Benchmark bps				
Ireland	26	-3	+2	-3
Belgium	56	-4	+4	-6
France	78	-5	+12	-6
Italy	87	-5	+2	-29
Spain	59	-4	+2	-11
Portugal	45	-1	+3	-3
Greece	71	-4	+0	-18

Commodities

	% Change			
	Close	Day	4 Weeks	End 24
Brent Oil	68.62	+0.84	-5.39	-8.07
West Texas Oil	71.65	-0.17	-1.90	-1.27
Gold \$	3416.7	+0.58	+3.85	+30.22

This publication is for information purposes and is not an invitation to deal. The information is believed to be reliable but is not guaranteed. Any expressions of opinions are subject to change without notice. This publication is not to be reproduced in whole or in part without prior permission. In the Republic of Ireland it is distributed by Allied Irish Banks, p.l.c. In the UK it is distributed by Allied Irish Banks, p.l.c. and Allied Irish Bank (GB). In Northern Ireland it is distributed by Allied Irish Bank (NI). In the United States of America it is distributed by Allied Irish Banks, p.l.c. Allied Irish Banks, p.l.c. is regulated by the Central Bank of Ireland. Allied Irish Bank (GB) and AIB (NI) are trade marks used under licence by AIB Group (UK) p.l.c. (a wholly owned subsidiary of Allied Irish Banks, p.l.c.), incorporated in Northern Ireland. Registered Office 92 Ann Street, Belfast BT1 3HH. Registered Number NI018800. Authorised by the Prudential Regulation Authority and regulated by the Financial Conduct Authority and the Prudential Regulation Authority. In the United States of America, Allied Irish Banks, p.l.c., New York Branch, is a branch licensed by the New York State Department of Financial Services. Deposits and other investment products are not FDIC insured, they are not guaranteed by any bank and they may lose value. Please note that telephone calls may be recorded in line with market practice.