

Subdued action continues

The mood on financial markets was generally subdued in nature for much of yesterday. Investor sentiment was holding a cautious tone. On equity markets, the Euro Stoxx 50 was 0.5% lower on the day. Meanwhile, at the closing bell on Wall Street last night, the S&P 500 was down by a modest 0.2%.

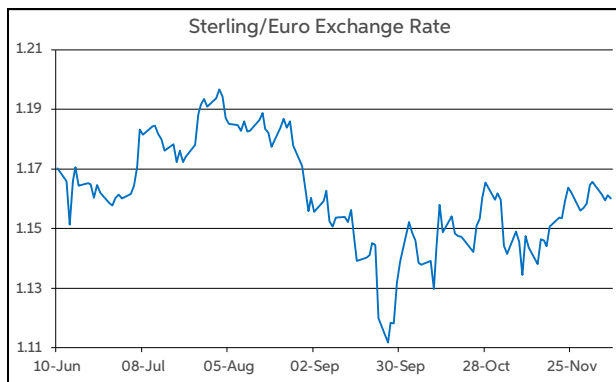
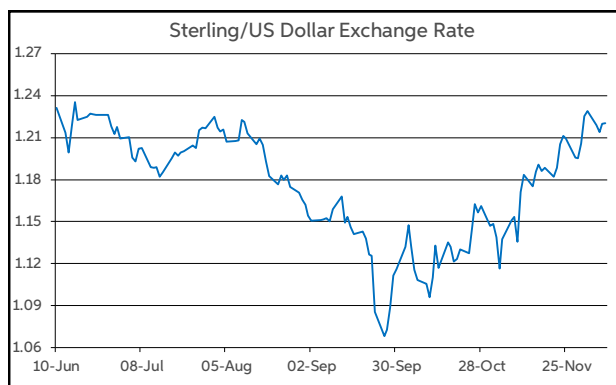
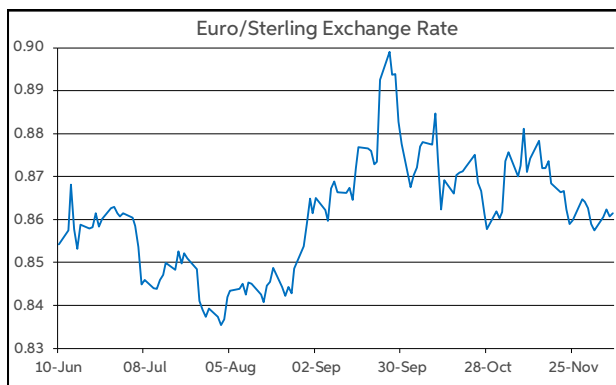
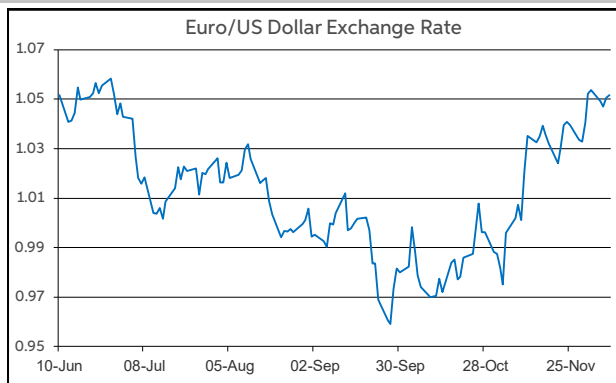
A very quiet macro calendar contributed to the lacklustre action. One of the few data highlights was the second reading of Q3 GDP for the Eurozone. Growth was revised slightly higher, to 0.3% q/q. The underlying details showed that domestic demand was the key source of growth in the quarter, while net trade acted as a drag. However, this data is old news at this stage, with a raft of recent survey indicators consistent with a contraction in activity in Q4.

From a currency viewpoint, the Eurozone GDP data had no major directional impact on the euro. Indeed, the main pairs have been confined to relatively narrow ranges over the past 24 hours. Of the limited action to register, the dollar has been holding a slightly softer tone. This has coincided with lower US Treasury yields, including the 10-year yield falling below the 3.5% level.

The 'softer' dollar is reflected in EUR/USD opening this morning above the \$1.05 mark, while GBP/USD is trading up at the \$1.22 threshold. Elsewhere, EUR/GBP continues to change hands in a tight range in and around the 86p handle.

Looking ahead to today, the macro diary is once again quiet on both sides of the Atlantic. The only release of any note on the schedule is US weekly jobless claims data. As a result, the main FX pairs may remain within relatively narrow trading corridors with next week's key central bank meetings looming on the horizon.

John Fahey, Senior Economist, AIB



Today's Opening FX Rates			
		% Change	
		Day *	End 2021
EUR/USD	1.0518	0.50	-7.48
EUR/GBP	0.8617	-0.13	2.58
GBP/USD	1.2204	0.63	-9.79
GBP/EUR	1.1601	0.13	-2.52
USD/JPY	136.78	-0.44	18.86
EUR/JPY	143.89	0.06	9.95

* v Previous Day's European Open

See Next Page for More Rates

Opening Interest Rates						
	Base Rate	Money Market		Swap Rates		
		1-Mth	3-Mth	1-Yr	2-Yr	5-Yr
USD	3.875	4.24	4.72	5.08	4.61	3.71
EUR	2.00	1.52	1.99	2.79	2.82	2.58
GBP	3.00	3.38	3.73	4.57	4.53	4.00

All rates quoted are indicative market rates

See Next Page For More Rates & Charts

FX Spot	Karl Cooke Shane Gargan Ian Burke	FX Options	Mark Tuite	Reuters Phone	AIBG.I 00353-1-7724018	Morning Comment	John Fahey john.j.fahey@aib.ie
---------	---	------------	------------	------------------	---------------------------	-----------------	-----------------------------------

Opening Levels

Thursday 08 December 2022
07:28 am



Euro

EUR/GBP	0.8617
EUR/USD	1.0518
EUR/JPY	143.89
EUR/SEK	10.9102
EUR/DKK	7.4373
EUR/NOK	10.5139
EUR/CHF	0.9894
EUR/AUD	1.5626
EUR/HKD	8.1911
EUR/CAD	1.4363

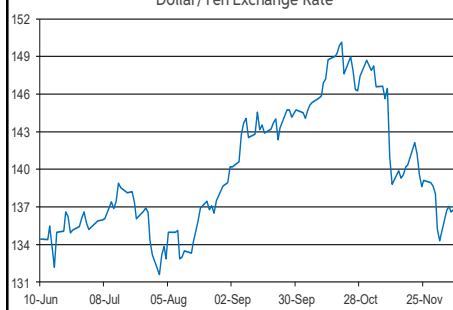
Sterling

GBP/EUR	1.1601
GBP/USD	1.2204
GBP/CAD	1.6663
GBP/NZD	1.9174
GBP/JPY	166.93
GBP/SEK	12.6564
GBP/DKK	8.6278
GBP/NOK	12.1938
GBP/CHF	1.1482
GBP/AUD	1.813

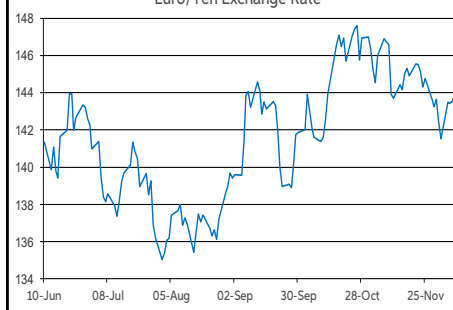
Dollar

USD/JPY	136.78
USD/CAD	1.3652
USD/CHF	0.9406
USD/CNY	6.9716
USD/BRL	5.2048
USD/RUB	62.9
USD/INR	82.37
AUD/USD	0.6729
NZD/USD	0.6362

Dollar/Yen Exchange Rate

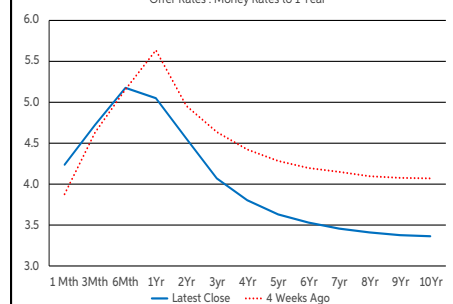


Euro/Yen Exchange Rate



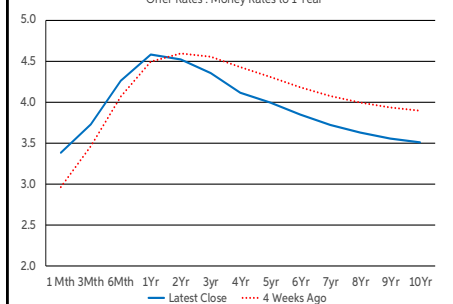
US Swap Curve

Offer Rates : Money Rates to 1 Year



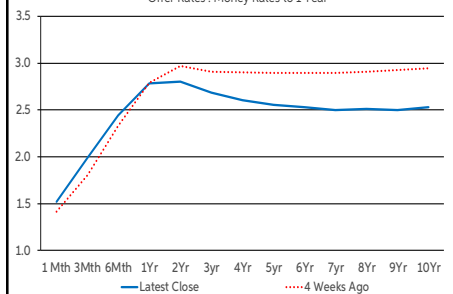
UK Swap Curve

Offer Rates : Money Rates to 1 Year

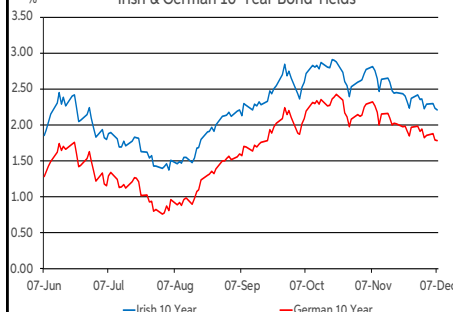


Eurozone Swap Curve

Offer Rates : Money Rates to 1 Year



Irish & German 10-Year Bond Yields



Debt Markets

	Close	Change bps		
		Day	4 Weeks	End 21
10 Year Yield %				
US	3.42	-11	-68	+191
Germany	1.78	-1	-39	+196
UK	3.05	-4	-40	+207
Ireland	2.24	-3	-43	+199
Belgium	2.34	-3	-42	+216
France	2.24	-1	-45	+205
Italy	3.61	-4	-67	+242
Spain	2.77	-3	-45	+218
Portugal	2.70	-3	-46	+221
Greece	3.71	-8	-99	+240

5 Year Swap %				
US	3.63	-9	-62	+230
Eurozone	2.56	-2	-33	+255
UK	4.00	+0	-31	+272

2 Year Swap %				
US	4.55	-9	-36	+361
Eurozone	2.80	-2	-16	+310
UK	4.52	-2	-7	+333

10 Year Government Bond Spreads to Benchmark bps				
Ireland	46	-1	-4	+3
Belgium	55	-2	-2	+20
France	46	+1	-5	+9
Italy	182	-3	-28	+46
Spain	99	-2	-5	+21
Portugal	91	-2	-6	+25
Greece	193	-7	-60	+44

Commodities

	% Change			
	Close	Day	4 Weeks	End 21
Brent Oil	77.17	-2.75	-16.71	-0.78
West Texas Oil	71.93	-3.07	-16.16	-4.51
Gold \$	1786.2	+0.86	+4.68	-2.31

This publication is for information purposes and is not an invitation to deal. The information is believed to be reliable but is not guaranteed. Any expressions of opinions are subject to change without notice. This publication is not to be reproduced in whole or in part without prior permission. In the Republic of Ireland it is distributed by Allied Irish Banks, p.l.c. In the UK it is distributed by Allied Irish Banks, p.l.c. and Allied Irish Bank (GB). In Northern Ireland it is distributed by Allied Irish Bank (NI). In the United States of America it is distributed by Allied Irish Banks, p.l.c. Allied Irish Banks, p.l.c. is regulated by the Central Bank of Ireland. Allied Irish Bank (GB) and AIB (NI) are trade marks used under licence by AIB Group (UK) p.l.c. (a wholly owned subsidiary of Allied Irish Banks, p.l.c.), incorporated in Northern Ireland. Registered Office 92 Ann Street, Belfast BT1 3HH. Registered Number NI018800. Authorised by the Prudential Regulation Authority and regulated by the Financial Conduct Authority and the Prudential Regulation Authority. In the United States of America, Allied Irish Banks, p.l.c., New York Branch, is a branch licensed by the New York State Department of Financial Services. Deposits and other investment products are not FDIC insured, they are not guaranteed by any bank and they may lose value. Please note that telephone calls may be recorded in line with market practice.