

Sterling on the front-foot

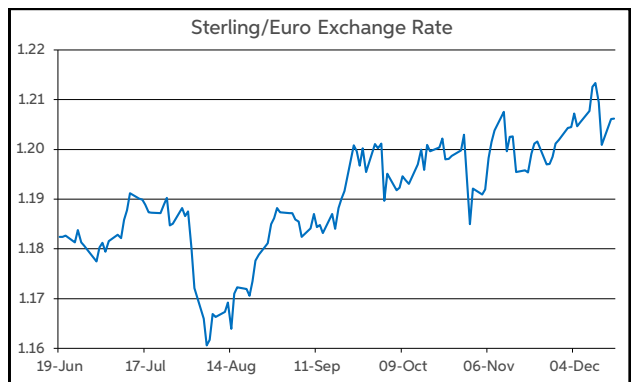
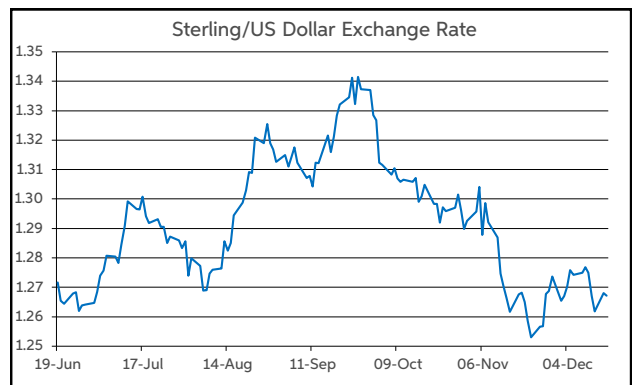
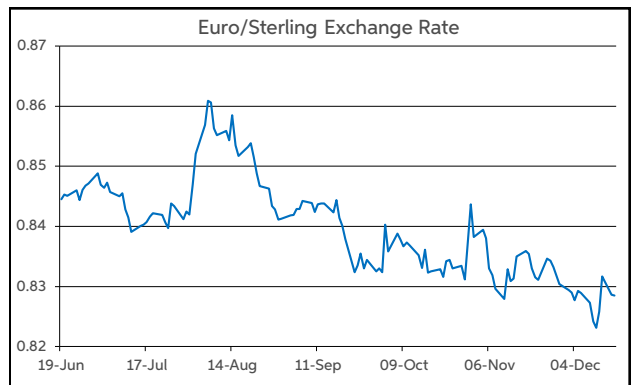
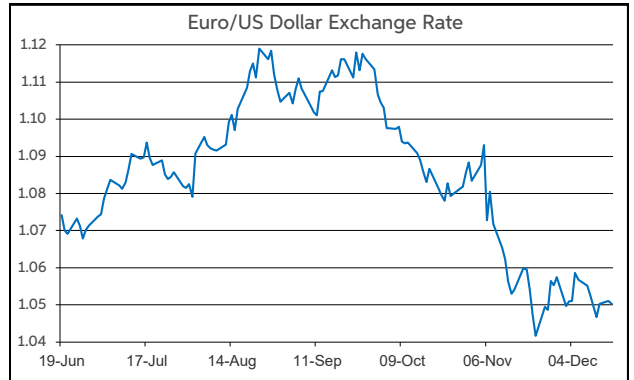
There was a mixed mood on markets yesterday, amid a relatively quiet start to the week. The Euro Stoxx 50 registered a 0.4% decline. In contrast, the S&P 500 rose by 0.4%. On bond markets, US Treasury and German Bund yields were little changed. Meantime, UK Gilt yields moved circa 3bps higher.

Data-wise, the flash PMIs for December were released. In the Eurozone, the manufacturing PMI remained deep in contraction territory but the services PMI unexpectedly returned to expansion. In the UK, the services PMI printed ahead of the consensus and stayed above 50, while the manufacturing sector deteriorated and was below 50. Similarly, the US services PMI beat expectations and was firmly in expansion mode, while the manufacturing PMI performed worse than anticipated and stayed in contraction.

Currency-wise, sterling was holding a slightly firmer tone yesterday following the release of the UK PMI data. Elsewhere on currency markets, the euro and the yen remained under some downward pressure. Against this backdrop, sterling gained circa 0.5% versus the euro. In level terms, this is evidenced by EUR/GBP opening today back below the 83p threshold. EUR/USD is at the \$1.05 handle. GBP/USD is operating up in the top half of the \$1.26-1.27 range. At the same time, USD/JPY is just north of ¥154.

Already this morning UK labour market data have been released. The unemployment rate remained at 4.3% in October. However, average earnings growth accelerated to +5.2% y/y (vs. +4.6% f'cast). Sterling has been a touch firmer in early trading following the release. Later today, a raft of US data including industrial production and retail sales for November are due.

Daniel Noonan, Economist, AIB



Today's Opening FX Rates			
		% Change	
		Day *	End 2023
EUR/USD	1.0502	-0.15	-4.84
EUR/GBP	0.8285	-0.47	-4.42
GBP/USD	1.2671	0.28	-0.46
GBP/EUR	1.2063	0.47	4.62
USD/JPY	154.06	0.26	9.22
EUR/JPY	161.8	0.10	3.96

* v Previous Day's European Open
See Next Page for More Rates

Opening Interest Rates						
Base Rate	Money Market			Swap Rates		
	1-Mth	3-Mth	1-Yr	2-Yr	5-Yr	
USD	4.63	4.37	4.35	4.19	4.35	4.22
EUR	3.15	2.87	2.84	2.38	2.19	2.17
GBP	4.75	4.67	4.61	4.36	4.42	4.21

All rates quoted are indicative market rates

See Next Page For More Rates & Charts

FX Spot	Karl Cooke Shane Gargan	FX Options	Mark Tuite	Reuters Phone	AIBG.I 00353-1-7724018	Morning Comment	John Fahey john.j.fahey@aib.ie
---------	----------------------------	------------	------------	------------------	---------------------------	-----------------	-----------------------------------

Opening Levels

Tuesday 17 December 2024
06:17 am



Euro

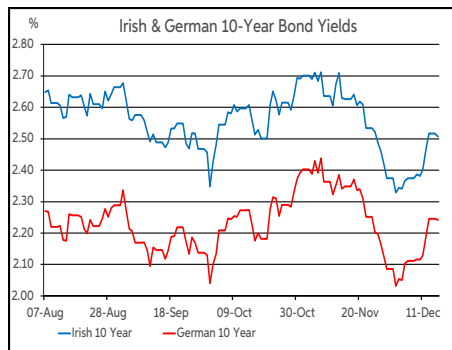
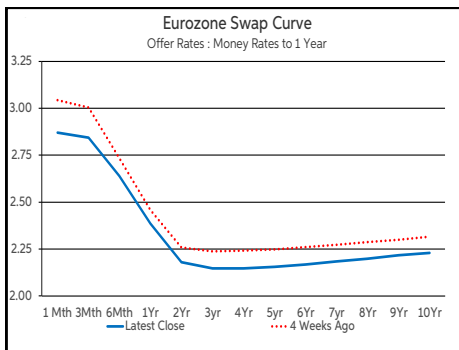
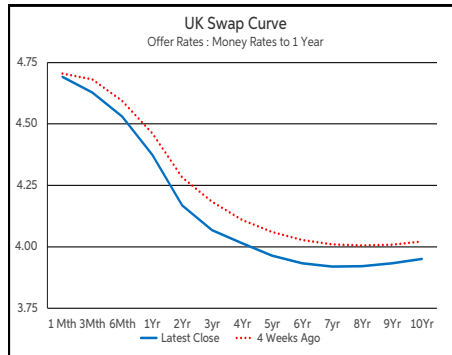
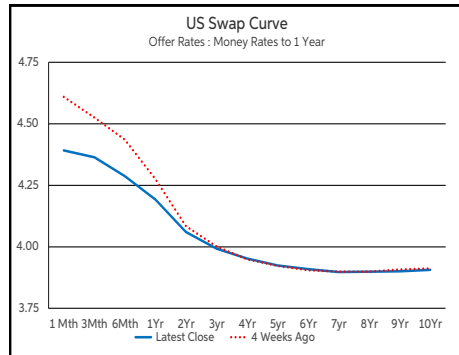
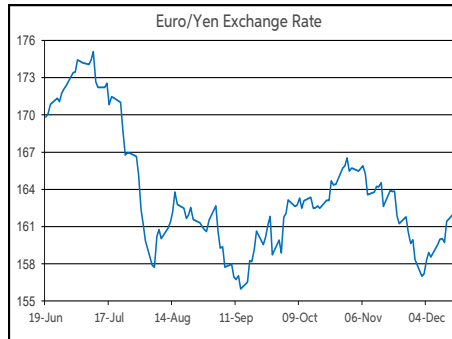
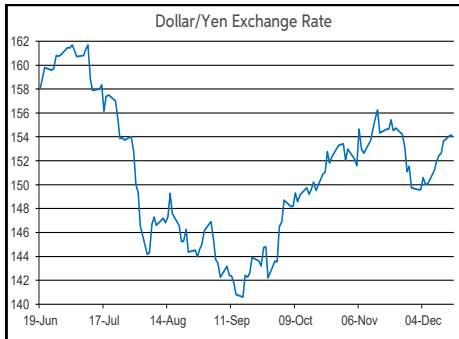
EUR/GBP	0.8285
EUR/USD	1.0502
EUR/JPY	161.8
EUR/SEK	11.4544
EUR/DKK	7.4585
EUR/NOK	11.7249
EUR/CHF	0.9401
EUR/AUD	1.6539
EUR/HKD	8.1598
EUR/CAD	1.498

Sterling

GBP/EUR	1.2063
GBP/USD	1.2671
GBP/CAD	1.8074
GBP/NZD	2.1985
GBP/JPY	195.21
GBP/SEK	13.8156
GBP/DKK	8.9968
GBP/NOK	14.1343
GBP/CHF	1.1346
GBP/AUD	1.9955

Dollar

USD/JPY	154.06
USD/CAD	1.4265
USD/CHF	0.8951
USD/CNY	7.2848
USD/BRL	6.1479
USD/RUB	103.6
USD/INR	84.915
AUD/USD	0.6346
NZD/USD	0.5761



Debt Markets				
	Close	Change bps		
		Day	4 Weeks	End 23
10 Year Yield %				
US	4.40	+0	-1	+54
Germany	2.24	-0	-13	+22
UK	4.44	+3	-2	+90
5 Year Swap %				
Ireland	2.54	-1	-14	+17
Belgium	2.84	+1	-10	+15
France	3.04	+1	-6	+49
Italy	3.40	+1	-17	-30
Spain	2.93	+1	-14	-6
Portugal	2.74	+3	-8	-5
Greece	3.09	+3	-16	+1
2 Year Swap %				
US	4.18	+2	+1	+39
Eurozone	2.16	-3	-8	-27
UK	4.20	+3	-7	+55
10 Year Government Bond Spreads to Benchmark bps				
Ireland	29	-1	-1	-5
Belgium	60	+1	+3	-6
France	80	+1	+7	+27
Italy	116	+1	-5	-52
Spain	69	+2	-1	-27
Portugal	50	+3	+5	-26
Greece	85	+4	-3	-20

Commodities				
	% Change			
	Close	Day	4 Weeks	End 23
Brent Oil	73.91	-0.78	+0.83	-4.06
West Texas Oil	71.65	-0.17	-1.90	-1.27
Gold \$	2652.5	+0.16	+1.54	+28.60

This publication is for information purposes and is not an invitation to deal. The information is believed to be reliable but is not guaranteed. Any expressions of opinions are subject to change without notice. This publication is not to be reproduced in whole or in part without prior permission. In the Republic of Ireland it is distributed by Allied Irish Banks, p.l.c. In the UK it is distributed by Allied Irish Banks, p.l.c. and Allied Irish Bank (GB). In Northern Ireland it is distributed by Allied Irish Bank (NI). In the United States of America it is distributed by Allied Irish Banks, p.l.c. Allied Irish Banks, p.l.c. is regulated by the Central Bank of Ireland. Allied Irish Bank (GB) and AIB (NI) are trade marks used under licence by AIB Group (UK) p.l.c. (a wholly owned subsidiary of Allied Irish Banks, p.l.c.), incorporated in Northern Ireland. Registered Office 92 Ann Street, Belfast BT1 3HH. Registered Number NI018800. Authorised by the Prudential Regulation Authority and regulated by the Financial Conduct Authority and the Prudential Regulation Authority. In the United States of America, Allied Irish Banks, p.l.c., New York Branch, is a branch licensed by the New York State Department of Financial Services. Deposits and other investment products are not FDIC insured, they are not guaranteed by any bank and they may lose value. Please note that telephone calls may be recorded in line with market practice.