

EUR/USD north of \$1.04

The mixed mood on markets persisted yesterday, amid choppy trading conditions. A hotter than anticipated US CPI report and newsflow in relation to the Russia/Ukraine War affected sentiment. On equity markets, the Euro Stoxx 50 continued to outperform, nudging 0.3% higher, supported by some strong corporate earnings reports. In contrast, the S&P 500 edged 0.3% lower.

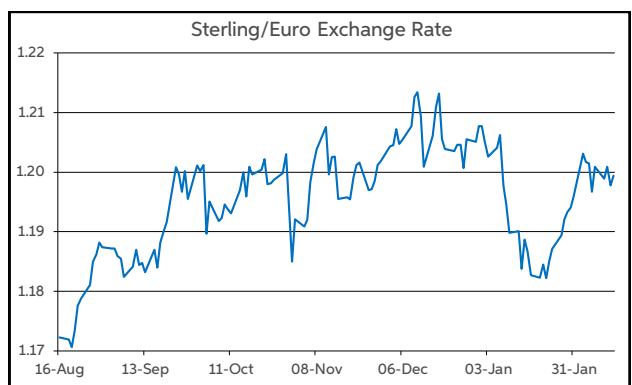
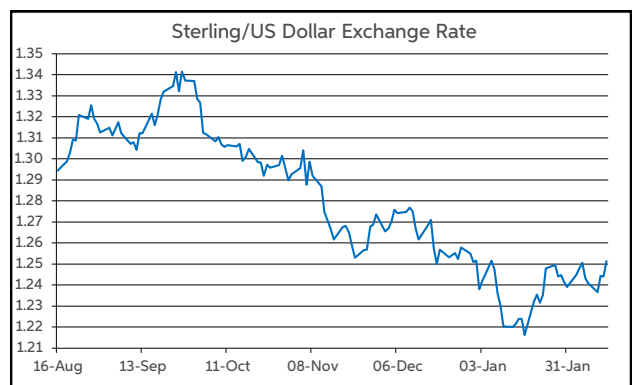
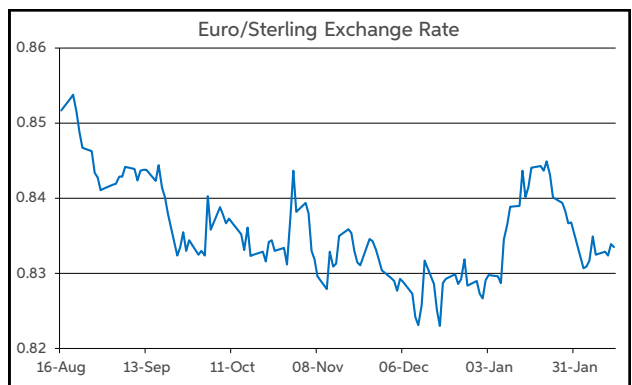
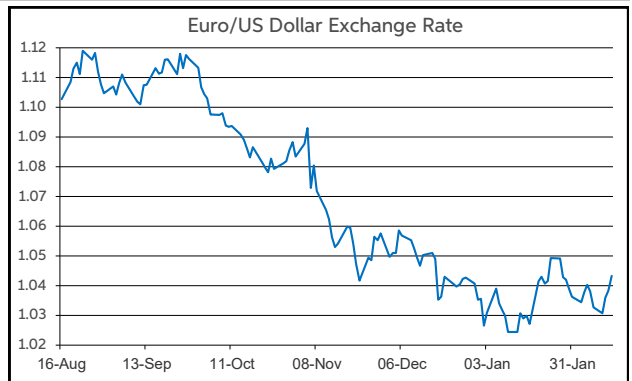
Data-wise, US headline CPI inflation rose to 3.0% in January (vs. +2.9% f'cast), while the core rate jumped to 3.3% (vs. 3.1% f'cast). Although the January CPI release can often be impacted by one-off price increases, the data indicate that underlying inflationary pressures remain elevated. Against this backdrop, US futures contracts hardened. The market is now pricing in just 30bps of policy easing from Fed this year.

The CPI data also sparked some volatility on currency markets. Having initially moved lower, the dollar regained some momentum in the aftermath of the release. Meantime, the euro firmed late during the European session amid reports President Trump had discussed the Russia-Ukraine War with President Putin. Overall, the single currency rose by circa 0.7% versus the dollar.

Already this morning, the first reading of UK GDP for Q4 has been released. The economy expanded by 0.1% in the quarter, beating the consensus for a 0.1% contraction. Sterling has been holding a slightly firmer tone following the release. Meanwhile, there is a relatively quiet look to the remainder of today's macro calendar.

In level terms, the firmer tone to the euro is reflected by EUR/USD opening up above \$1.04. Elsewhere, GBP/USD is operating north of \$1.25. EUR/GBP is changing hands in the lower half of 83-84p.

Daniel Noonan, Economist, AIB



Today's Opening FX Rates			
		% Change	
		Day *	End 2024
EUR/USD	1.0432	0.71	0.76
EUR/GBP	0.8335	0.17	0.75
GBP/USD	1.2514	0.57	0.02
GBP/EUR	1.1995	-0.17	-0.74
USD/JPY	154.11	0.38	-1.95
EUR/JPY	160.78	1.09	-1.21

* v Previous Day's European Open
See Next Page for More Rates

Opening Interest Rates						
Base Rate	Money Market			Swap Rates		
	1-Mth	3-Mth	1-Yr	2-Yr	5-Yr	
USD	4.38	4.31	4.32	4.27	4.49	4.47
EUR	2.90	2.62	2.54	2.36	2.27	2.32
GBP	4.50	4.45	4.44	4.18	4.31	4.21

All rates quoted are indicative market rates

See Next Page For More Rates & Charts

FX Spot	Karl Cooke Shane Gargan	FX Options	Mark Tuite	Reuters Phone	AIBG.I 00353-1-7724018	Morning Comment	John Fahey john.j.fahey@aib.ie
---------	----------------------------	------------	------------	------------------	---------------------------	-----------------	-----------------------------------

Opening Levels

Thursday 13 February 2025
07:47 am



Euro

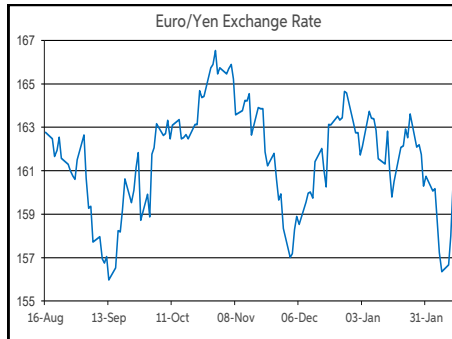
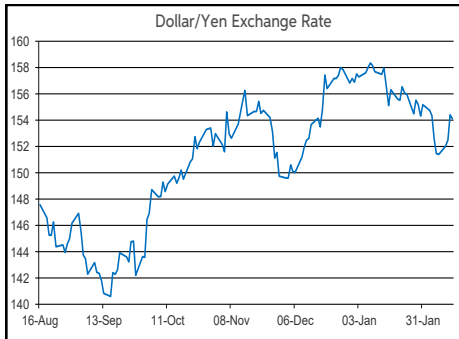
EUR/GBP	0.8335
EUR/USD	1.0432
EUR/JPY	160.78
EUR/SEK	11.2922
EUR/DKK	7.4587
EUR/NOK	11.7259
EUR/CHF	0.949
EUR/AUD	1.6595
EUR/HKD	8.1259
EUR/CAD	1.4884

Sterling

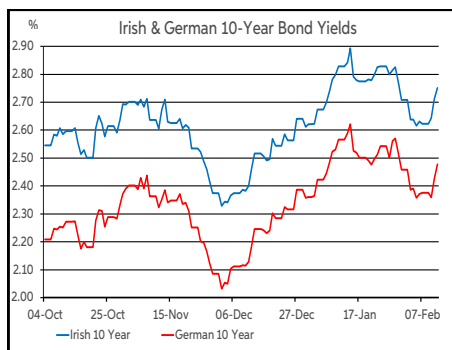
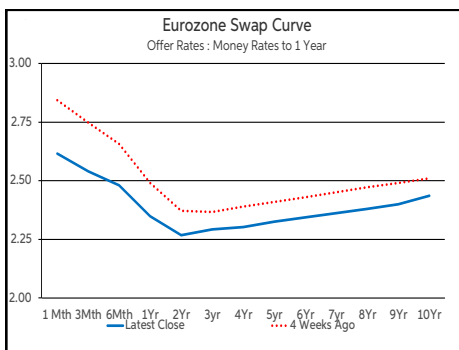
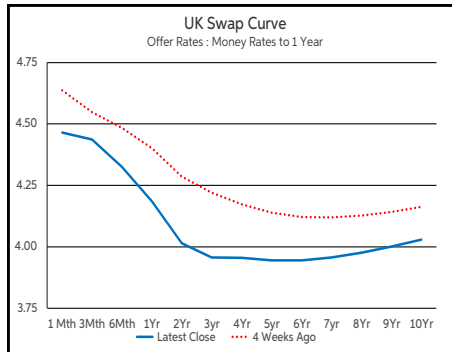
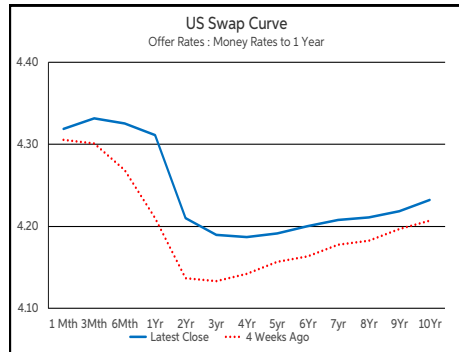
GBP/EUR	1.1995
GBP/USD	1.2514
GBP/CAD	1.7849
GBP/NZD	2.2135
GBP/JPY	192.85
GBP/SEK	13.545
GBP/DKK	8.9447
GBP/NOK	14.0552
GBP/CHF	1.138
GBP/AUD	1.9904

Dollar

USD/JPY	154.11
USD/CAD	1.4268
USD/CHF	0.9095
USD/CNY	7.2919
USD/BRL	5.7649
USD/RUB	91
USD/INR	86.83
AUD/USD	0.6284
NZD/USD	0.565



Debt Markets				
	Close	Change bps		
		Day	4 Weeks	End 24
10 Year Yield %				
US	4.64	+10	-2	+6
Germany	2.48	+5	-5	+12
UK	4.55	+4	-19	-3
5 Year Swap %				
US	4.45	+12	+6	+16
Eurozone	2.32	+5	-9	+8
UK	4.18	+3	-21	-10
2 Year Swap %				
US	4.46	+8	+9	+13
Eurozone	2.26	+5	-11	+7
UK	4.27	+1	-24	-22
10 Year Government Bond Spreads to Benchmark bps				
Ireland	30	-1	-1	+1
Belgium	58	-1	-2	-4
France	72	-1	-10	-12
Italy	109	-2	-8	-7
Spain	67	-1	-1	-3
Portugal	52	-1	+6	+4
Greece	88	-1	+4	-0



Commodities				
	% Change			
	Close	Day	4 Weeks	End 24
Brent Oil	75.18	-2.36	-8.35	+0.72
West Texas Oil	71.65	-0.17	-1.90	-1.27
Gold \$	2903.7	+0.18	+7.71	+10.67

This publication is for information purposes and is not an invitation to deal. The information is believed to be reliable but is not guaranteed. Any expressions of opinions are subject to change without notice. This publication is not to be reproduced in whole or in part without prior permission. In the Republic of Ireland it is distributed by Allied Irish Banks, p.l.c. In the UK it is distributed by Allied Irish Banks, p.l.c. and Allied Irish Bank (GB). In Northern Ireland it is distributed by Allied Irish Bank (NI). In the United States of America it is distributed by Allied Irish Banks, p.l.c. Allied Irish Banks, p.l.c. is regulated by the Central Bank of Ireland. Allied Irish Bank (GB) and AIB (NI) are trade marks used under licence by AIB Group (UK) p.l.c. (a wholly owned subsidiary of Allied Irish Banks, p.l.c.), incorporated in Northern Ireland. Registered Office 92 Ann Street, Belfast BT1 3HH. Registered Number NI018800. Authorised by the Prudential Regulation Authority and regulated by the Financial Conduct Authority and the Prudential Regulation Authority. In the United States of America, Allied Irish Banks, p.l.c., New York Branch, is a branch licensed by the New York State Department of Financial Services. Deposits and other investment products are not FDIC insured, they are not guaranteed by any bank and they may lose value. Please note that telephone calls may be recorded in line with market practice.