

US jobs data under the market spotlight today

The cautious tone to risk appetite persisted yesterday. In part, this was due to market participants remaining on the sidelines to see how recent geopolitical events/risks evolve as well as awaiting some key US data. The muted mood among investors was evident on both sides of the Atlantic. In Europe, the Euro Stoxx 50 edged 0.3% lower yesterday. Meanwhile, at the closing bell on Wall Street last night, the S&P 500 was flat on the day.

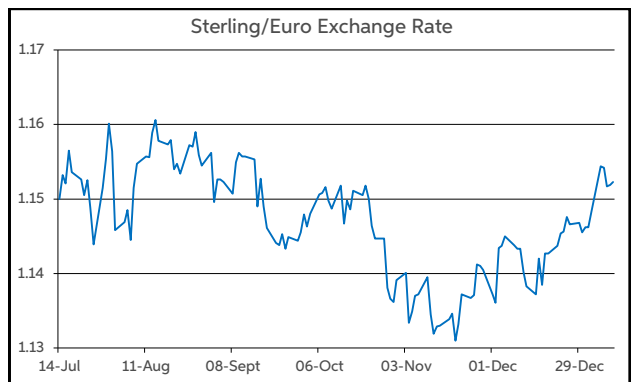
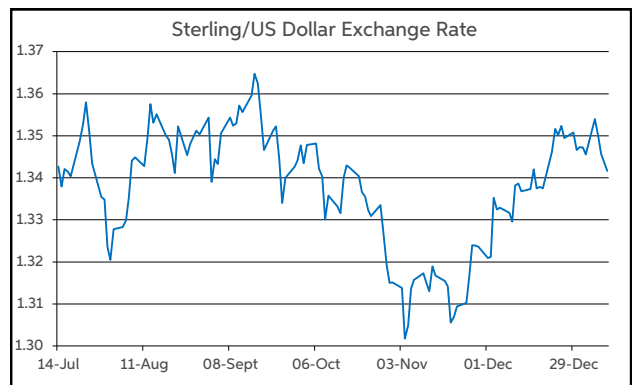
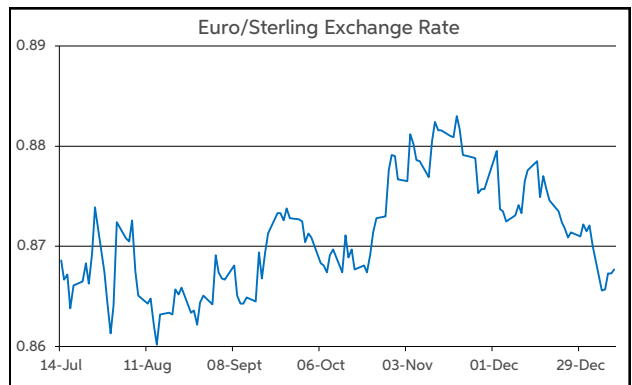
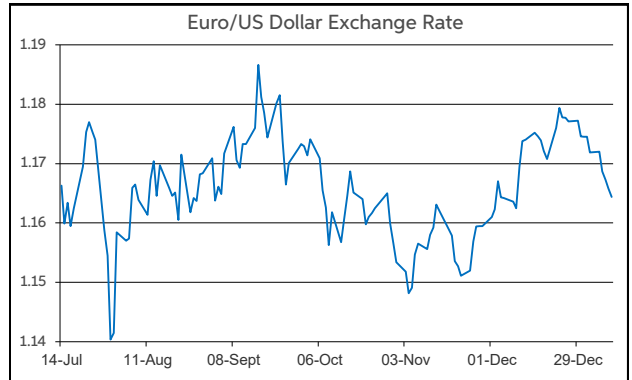
Yesterday's data calendar was relatively quiet. In the Eurozone, the results were somewhat mixed. The EC economic sentiment survey for December printed marginally below the consensus forecast, while the Eurozone unemployment rate for November registered a better than expected reading of 6.3% (vs. f'cast for 6.4%). Meantime, the main US release of note was the weekly jobless claims, with the 'initials claims' figure coming in slightly below expectations.

From a currency viewpoint, the main pairs were confined to narrow ranges for much of yesterday's European trading session. The dollar though is holding a modestly firmer tone over the past 24 hours. This is against the backdrop of favourable movements in interest rate differentials. The 10-year Treasury yield rose by 4bps compared to a 2bps rise in the 10-year German Bund yield.

The firmer dollar tone is reflected in the EUR/USD pair opening this morning back in the lower half of \$1.16-1.17, while GBP/USD is changing hands nearer to the \$1.34 threshold. Elsewhere, EUR/GBP continues to trade above the midpoint of 86-87p.

Looking ahead to today, we get some key data on the US labour market, which therefore provides some event risk for the dollar. This includes the non-farm payrolls number for December (f'cast for +60k) and the unemployment rate (f'cast for 4.5%). The data will be assessed for further signs of a softening in the US jobs market.

John Fahey, Senior Economist, AIB



Today's Opening FX Rates			
		% Change	
		Day *	End 2025
EUR/USD	1.1644	-0.31	-0.86
EUR/GBP	0.8677	-0.01	-0.44
GBP/USD	1.3417	-0.29	-0.42
GBP/EUR	1.1521	0.01	0.44
USD/JPY	157.45	0.51	0.51
EUR/JPY	183.38	0.19	-0.33

* v Previous Day's European Open

See Next Page for More Rates

Opening Interest Rates						
Base Rate	Money Market			Swap Rates		
	1-Mth	3-Mth		1-Yr	2-Yr	5-Yr
USD	3.63	3.66	3.65	3.45	3.63	3.75
EUR	2.00	1.94	2.03	2.15	2.25	2.55
GBP	3.75	3.71	3.69	3.51	3.72	3.87

All rates quoted are indicative market rates

See Next Page For More Rates & Charts

FX Spot	Karl Cooke Shane Gargan	FX Options	Mark Tuite	Reuters Phone	AIBG.I 00353-1-7724018	Morning Comment	John Fahey john.j.fahey@aib.ie
---------	----------------------------	------------	------------	------------------	---------------------------	-----------------	-----------------------------------

Opening Levels

Friday 09 January 2026
07:19 am



Euro

EUR/GBP	0.8677
EUR/USD	1.1644
EUR/JPY	183.38
EUR/SEK	10.7511
EUR/DKK	7.4723
EUR/NOK	11.74
EUR/CHF	0.9314
EUR/AUD	1.742
EUR/HKD	9.0778
EUR/CAD	1.6152

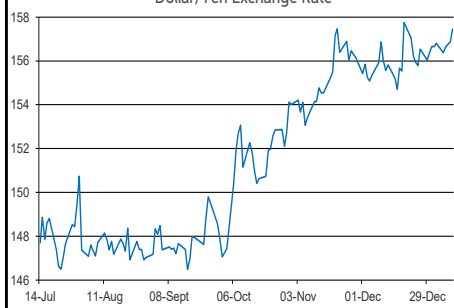
Sterling

GBP/EUR	1.1521
GBP/USD	1.3417
GBP/CAD	1.8611
GBP/NZD	2.3396
GBP/JPY	211.25
GBP/SEK	12.3857
GBP/DKK	8.6082
GBP/NOK	13.528
GBP/CHF	1.0731
GBP/AUD	2.0066

Dollar

USD/JPY	157.45
USD/CAD	1.3874
USD/CHF	0.7999
USD/CNY	6.9813
USD/BRL	5.3878
USD/RUB	79.9
USD/INR	90.13
AUD/USD	0.6684
NZD/USD	0.5731

Dollar/Yen Exchange Rate

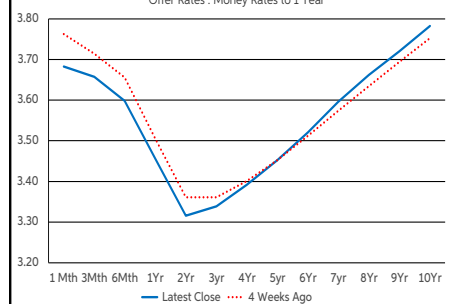


Euro/Yen Exchange Rate



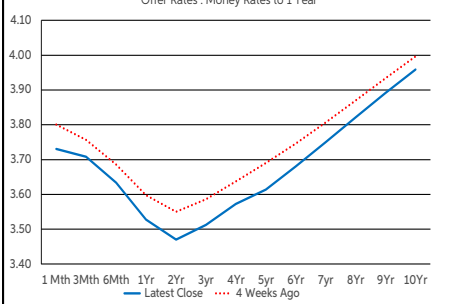
US Swap Curve

Offer Rates : Money Rates to 1 Year



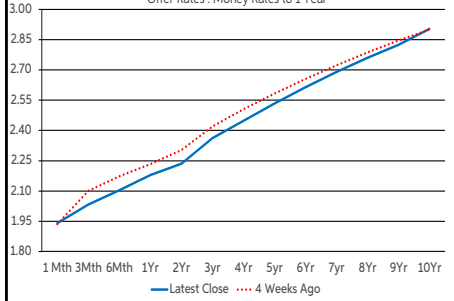
UK Swap Curve

Offer Rates : Money Rates to 1 Year

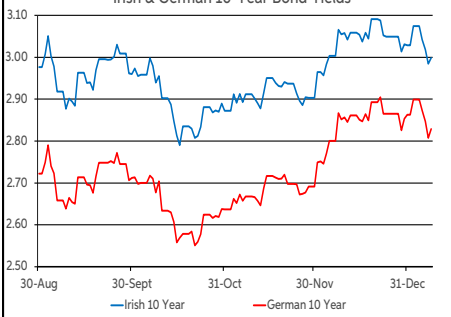


Eurozone Swap Curve

Offer Rates : Money Rates to 1 Year



Irish & German 10-Year Bond Yields



Debt Markets

	Close	Change bps		
		Day	4 Weeks	End 25
10 Year Yield %				
US	4.18	+4	+4	+3
Germany	2.83	+2	-2	-3
UK	4.40	-2	-9	-8
Ireland	3.00	+1	-4	-3
Belgium	3.31	+1	-3	-4
France	3.53	+1	-3	-3
Italy	3.47	+0	-6	-4
Spain	3.26	+1	-4	-3
Portugal	3.12	+1	-4	-4
Greece	3.41	+0	-6	-6
5 Year Swap %				
US	3.70	+3	+1	-2
Eurozone	2.52	+2	-5	-4
UK	3.87	+1	-7	-3
2 Year Swap %				
US	3.59	+3	-3	+1
Eurozone	2.23	+1	-7	-3
UK	3.71	+1	-8	-2
10 Year Government Bond Spreads to Benchmark bps				
Ireland	17	-1	-3	+0
Belgium	48	-1	-1	-0
France	70	-1	-1	+0
Italy	64	-2	-4	-1
Spain	43	-1	-2	+0
Portugal	29	-1	-2	-0
Greece	59	-2	-4	-3

Commodities

	Close	% Change		
		Day	4 Weeks	End 25
Brent Oil	61.99	+3.39	+1.16	+1.87
West Texas Oil	71.65	-0.17	-1.90	-1.27
Gold \$	4475.7	+0.52	+4.50	+3.75

This publication is for information purposes and is not an invitation to deal. The information is believed to be reliable but is not guaranteed. Any expressions of opinions are subject to change without notice. This publication is not to be reproduced in whole or in part without prior permission. In the Republic of Ireland it is distributed by Allied Irish Banks, p.l.c. In the UK it is distributed by Allied Irish Banks, p.l.c. and Allied Irish Bank (GB). In Northern Ireland it is distributed by Allied Irish Bank (NI). In the United States of America it is distributed by Allied Irish Banks, p.l.c. Allied Irish Banks, p.l.c. is regulated by the Central Bank of Ireland. Allied Irish Bank (GB) and AIB (NI) are trade marks used under licence by AIB Group (UK) p.l.c. (a wholly owned subsidiary of Allied Irish Banks, p.l.c.), incorporated in Northern Ireland. Registered Office 92 Ann Street, Belfast BT1 3HH. Registered Number NI018800. Authorised by the Prudential Regulation Authority and regulated by the Financial Conduct Authority and the Prudential Regulation Authority. In the United States of America, Allied Irish Banks, p.l.c., New York Branch, is a branch licensed by the New York State Department of Financial Services. Deposits and other investment products are not FDIC insured, they are not guaranteed by any bank and they may lose value. Please note that telephone calls may be recorded in line with market practice.