

Dollar weaker on softer inflation data

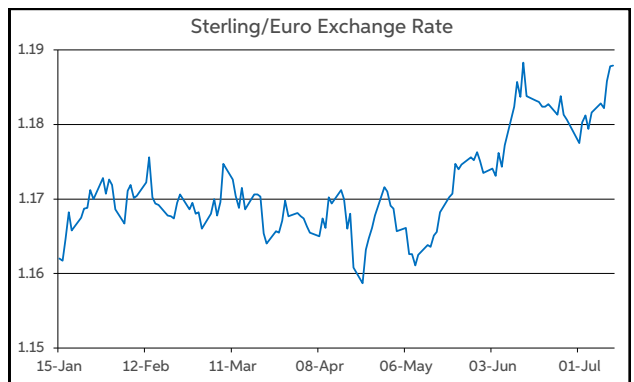
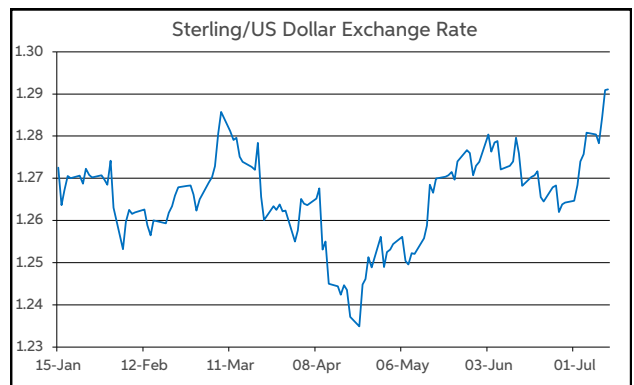
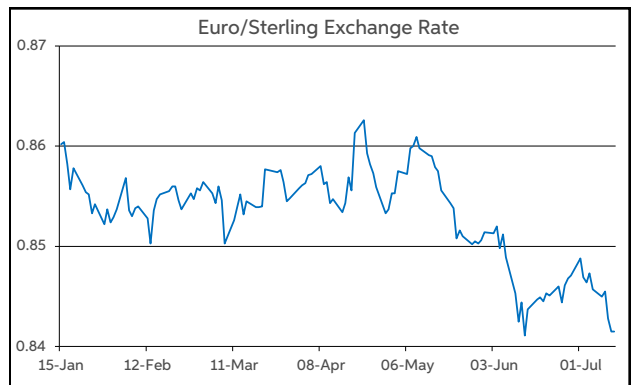
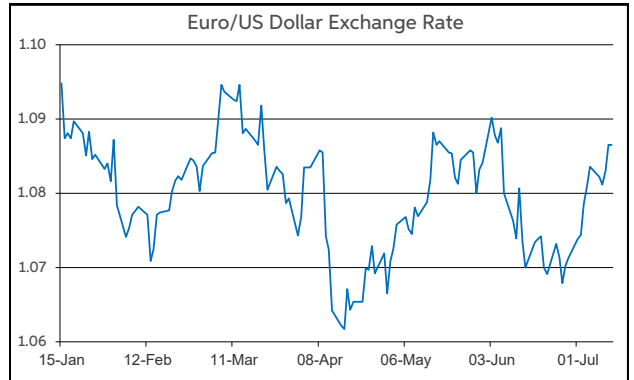
The big focus for markets yesterday was on US CPI inflation data for June. This is in the context of the Fed emphasising that incoming data will determine when it is comfortable to start cutting rates. The inflation numbers printed softer than expected. The headline rate came in at 3%, from 3.3% in May and versus a market forecast for 3.1%. The core rate also registered a below consensus reading of 3.3% (vs. f'cast for an unchanged 3.4%).

The softer than anticipated inflation data had a noticeable market impact. US Treasury yields fell on the view that the data increases the prospects of rate cuts from the Fed sooner rather than later. The policy sensitive 2-year yield fell by over 10bps to near 4.5%. Meanwhile, future contracts pricing suggest that the market is now attaching a 98% probability to a 25bps cut in September. At the start of the week this was nearer to 80%.

Not surprisingly against this dovish yield/rates backdrop, the dollar found itself under downward pressure yesterday. The EUR/USD pair rose to within touching distance of \$1.09 although it was unable to break into \$1.09 territory, and opens this morning at \$1.086. Meanwhile, GBP/USD moved above \$1.29, reaching a year-to-date high of \$1.2947 before settling back nearer to \$1.29. The action in EUR/GBP was much less eventful, with trading confined to the lower end of the 84-85p band. Elsewhere some apparent Japanese FX intervention coinciding with the softer dollar has seen USD/JPY fall from above ¥161 to ¥159.

Today's European macro diary is quiet. In the US, PPI inflation (June) and consumer sentiment (July) are the main highlights. If the data continue the recent trend of softer US indicators, then the dollar may remain on the defensive heading into the weekend.

John Fahey, Senior Economist, AIB



Today's Opening FX Rates			
		% Change	
		Day *	End 2023
EUR/USD	1.0865	0.29	-1.55
EUR/GBP	0.8414	-0.14	-2.93
GBP/USD	1.2908	0.41	1.41
GBP/EUR	1.1876	0.14	3.02
USD/JPY	159.03	-1.64	12.74
EUR/JPY	172.82	-1.36	11.05

* v Previous Day's European Open
See Next Page for More Rates

Opening Interest Rates						
	Base Rate	Money Market		Swap Rates		
		1-Mth	3-Mth	1-Yr	2-Yr	5-Yr
USD	5.38	5.44	5.56	5.12	4.61	4.14
EUR	4.25	3.60	3.70	3.47	3.12	2.80
GBP	5.25	5.14	5.08	4.79	4.61	4.11

All rates quoted are indicative market rates

See Next Page For More Rates & Charts

FX Spot	Karl Cooke Shane Gargan	FX Options	Mark Tuite	Reuters Phone	AIBG.I 00353-1-7724018	Morning Comment	John Fahey john.j.fahey@aib.ie
---------	----------------------------	------------	------------	------------------	---------------------------	-----------------	-----------------------------------

Opening Levels

Friday 12 July 2024
07:25 am



Euro

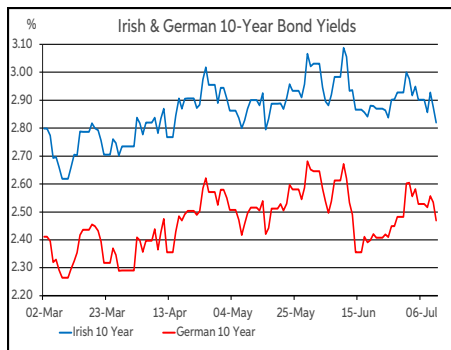
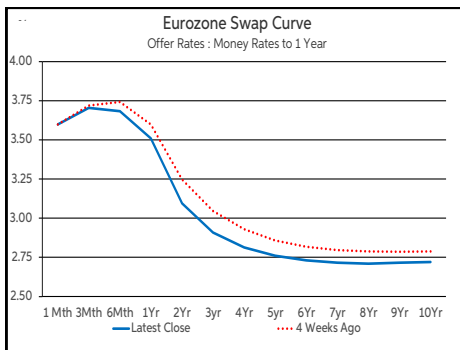
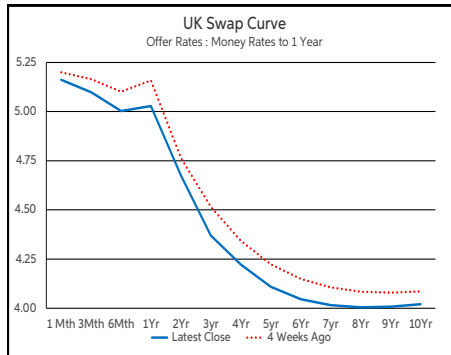
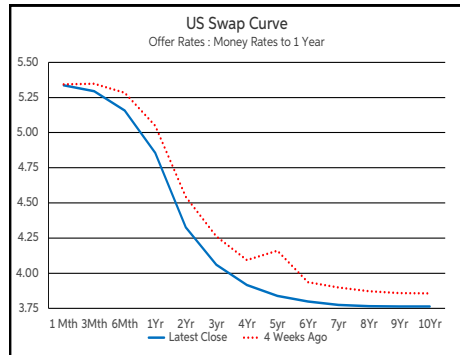
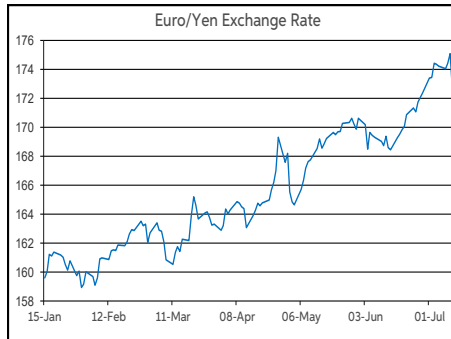
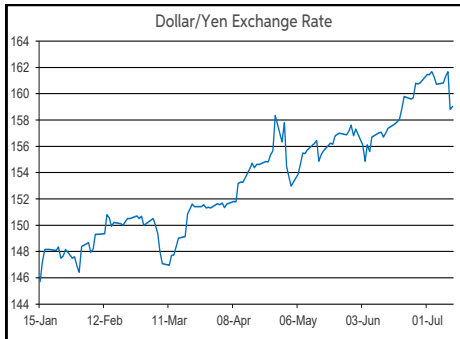
EUR/GBP	0.8414
EUR/USD	1.0865
EUR/JPY	172.82
EUR/SEK	11.4357
EUR/DKK	7.4604
EUR/NOK	11.6423
EUR/CHF	0.9736
EUR/AUD	1.6056
EUR/HKD	8.4821
EUR/CAD	1.48

Sterling

GBP/EUR	1.1876
GBP/USD	1.2908
GBP/CAD	1.7585
GBP/NZD	2.1159
GBP/JPY	205.28
GBP/SEK	13.5831
GBP/DKK	8.8623
GBP/NOK	13.826
GBP/CHF	1.1568
GBP/AUD	1.9076

Dollar

USD/JPY	159.03
USD/CAD	1.362
USD/CHF	0.8961
USD/CNY	7.264
USD/BRL	5.4398
USD/RUB	87.3
USD/INR	83.533
AUD/USD	0.6765
NZD/USD	0.6099



Debt Markets				
	Close	Change bps		
		Day	4 Weeks	End 23
10 Year Yield %				
US	4.19	-9	-5	+33
Germany	2.47	-6	-2	+44
UK	4.08	-5	-4	+54
5 Year Swap %				
US	4.11	-10	-13	+31
Eurozone	2.76	-7	-9	+33
UK	4.11	-7	-11	+46
2 Year Swap %				
US	4.58	-13	-22	+25
Eurozone	3.10	-8	-14	+30
UK	4.61	-7	-15	+34
10 Year Government Bond Spreads to Benchmark bps				
Ireland	38	+0	-9	+4
Belgium	57	+0	-7	-9
France	65	+0	-4	+12
Italy	132	-1	-14	-35
Spain	77	-0	-12	-20
Portugal	60	+2	-9	-15
Greece	102	+0	-15	-3

Commodities				
	Close	% Change		
		Day	4 Weeks	End 23
Brent Oil	85.4	+0.38	+3.20	+10.85
West Texas Oil	71.65	-0.17	-1.90	-1.27
Gold \$	2414.8	+1.84	+4.85	+17.08

This publication is for information purposes and is not an invitation to deal. The information is believed to be reliable but is not guaranteed. Any expressions of opinions are subject to change without notice. This publication is not to be reproduced in whole or in part without prior permission. In the Republic of Ireland it is distributed by Allied Irish Banks, p.l.c. In the UK it is distributed by Allied Irish Banks, p.l.c. and Allied Irish Bank (GB). In Northern Ireland it is distributed by Allied Irish Bank (NI). In the United States of America it is distributed by Allied Irish Banks, p.l.c. Allied Irish Banks, p.l.c. is regulated by the Central Bank of Ireland. Allied Irish Bank (GB) and AIB (NI) are trade marks used under licence by AIB Group (UK) p.l.c. (a wholly owned subsidiary of Allied Irish Banks, p.l.c.), incorporated in Northern Ireland. Registered Office 92 Ann Street, Belfast BT1 3HH. Registered Number NI018800. Authorised by the Prudential Regulation Authority and regulated by the Financial Conduct Authority and the Prudential Regulation Authority. In the United States of America, Allied Irish Banks, p.l.c., New York Branch, is a branch licensed by the New York State Department of Financial Services. Deposits and other investment products are not FDIC insured, they are not guaranteed by any bank and they may lose value. Please note that telephone calls may be recorded in line with market practice.