

Slightly softer dollar

The positive tone to European investor sentiment from last week carried over into the start of this week. This was reflected in the Euro Stoxx 50 continuing to regain some lost ground. The index was 0.9% higher at the European close yesterday evening. Meanwhile, the mood on Wall Street was more muted. The S&P 500 was down 0.3% at the closing bell last night.

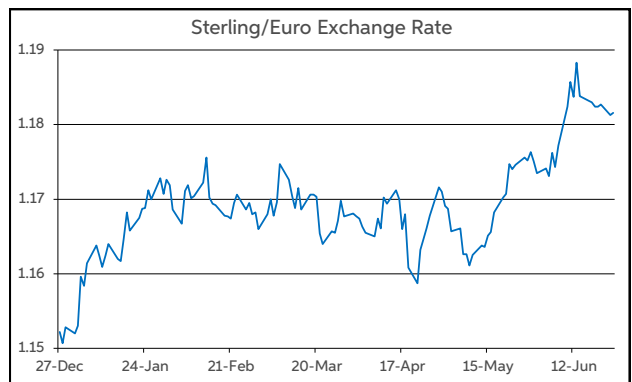
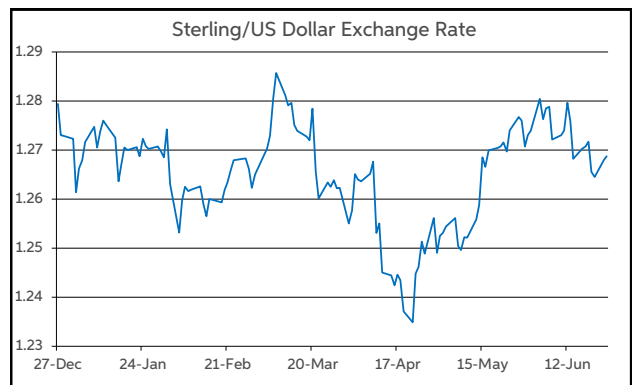
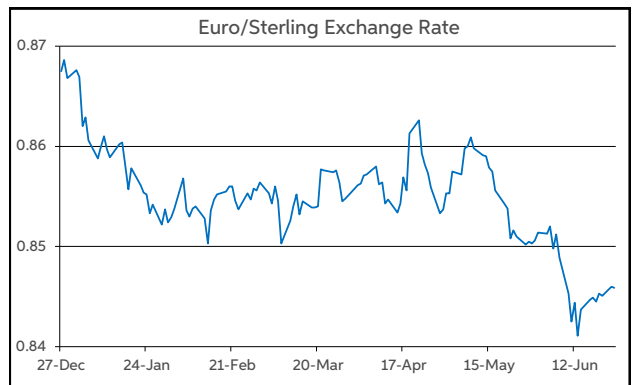
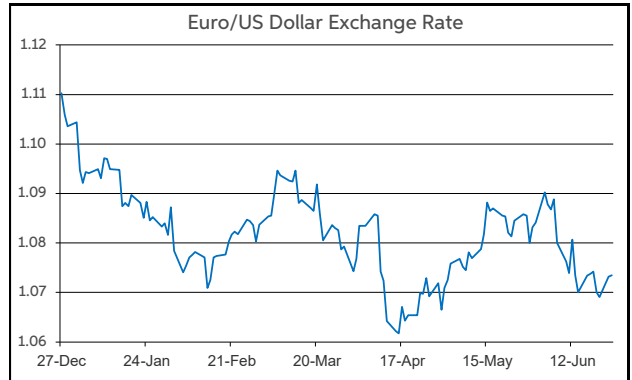
Data-wise, there was another disappointing activity indicator from Germany, the Eurozone's largest economy. Similar to last week's PMI survey, the closely watched Ifo index for June also missed to the downside of expectations. Overall, recent data from Germany suggest some softening in activity levels at the end of Q2.

On bond markets, the yield spread between 10-year French OATs to German Bunds is being closely followed with the first round of the parliamentary elections happening this Sunday. Over the weekend, the National Rally party's key economic policy spokesperson stated that if in government his party would adhere to EU spending rules. His fiscally restrained comments coincided with a modest narrowing in the 10-year spread.

On the currency front, the action amongst the majors remained characterised by narrow ranges. Of the limited moves to register, the dollar was marginally softer. EUR/USD edged back up into the lower end of the \$1.07-1.08 band. Meanwhile, GBP/USD was operating in the upper half of \$1.26-1.27. Elsewhere, EUR/GBP continued to trade in and around the midpoint of 84-85p.

Today's macro calendar is very quiet in terms of data. One of the few releases of note is the Conference Board measure of US consumer confidence for June.

John Fahey, Senior Economist, AIB



Today's Opening FX Rates			
		% Change	
		Day *	End 2023
EUR/USD	1.0735	0.39	-2.73
EUR/GBP	0.8459	0.06	-2.41
GBP/USD	1.2687	0.34	-0.33
GBP/EUR	1.1814	-0.06	2.47
USD/JPY	159.43	-0.19	13.02
EUR/JPY	171.2	0.21	10.00

* v Previous Day's European Open
See Next Page for More Rates

	Opening Interest Rates					
	Base Rate	Money Market		Swap Rates		
		1-Mth	3-Mth	1-Yr	2-Yr	5-Yr
USD	5.38	5.46	5.60	5.30	4.84	4.28
EUR	4.25	3.60	3.69	3.51	3.19	2.82
GBP	5.25	5.19	5.12	4.86	4.70	4.15

All rates quoted are indicative market rates

See Next Page For More Rates & Charts

FX Spot	Karl Cooke Shane Gargan	FX Options	Mark Tuite	Reuters Phone	AIBG.I 00353-1-7724018	Morning Comment	John Fahey john.j.fahey@aib.ie
---------	----------------------------	------------	------------	------------------	---------------------------	-----------------	-----------------------------------

Opening Levels

Tuesday 25 June 2024
07:20 am



Euro

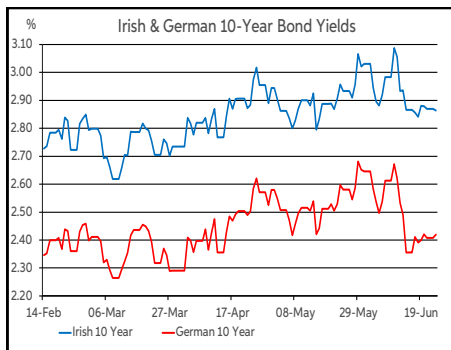
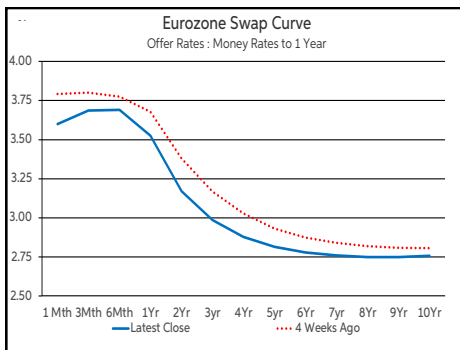
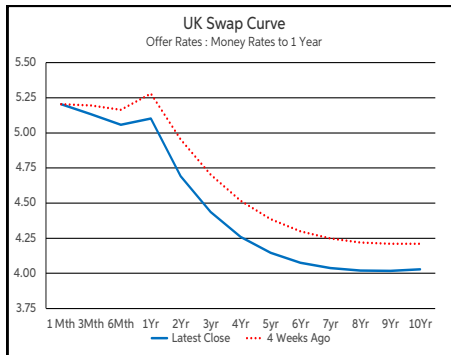
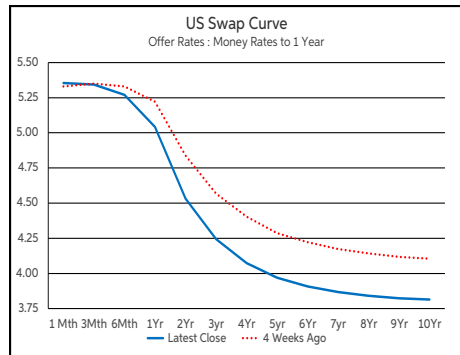
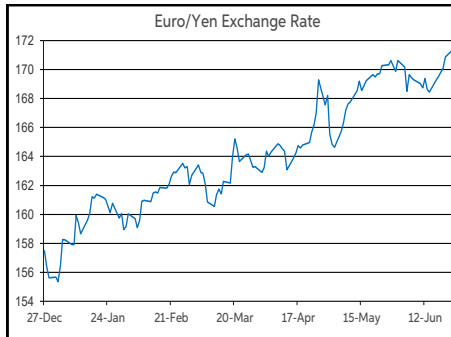
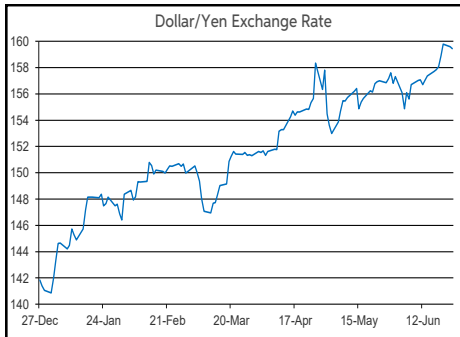
EUR/GBP	0.8459
EUR/USD	1.0735
EUR/JPY	171.2
EUR/SEK	11.2396
EUR/DKK	7.459
EUR/NOK	11.3044
EUR/CHF	0.9581
EUR/AUD	1.6113
EUR/HKD	8.3821
EUR/CAD	1.4658

Sterling

GBP/EUR	1.1814
GBP/USD	1.2687
GBP/CAD	1.7323
GBP/NZD	2.0716
GBP/JPY	202.27
GBP/SEK	13.2817
GBP/DKK	8.8134
GBP/NOK	13.368
GBP/CHF	1.132
GBP/AUD	1.9042

Dollar

USD/JPY	159.43
USD/CAD	1.3652
USD/CHF	0.8921
USD/CNY	7.2614
USD/BRL	5.39
USD/RUB	86.2
USD/INR	83.46
AUD/USD	0.6663
NZD/USD	0.6123



Debt Markets				
	Close	Change bps		
		Day	4 Weeks	End 23
10 Year Yield %				
US	4.25	-1	-23	+39
Germany	2.42	+1	-13	+39
UK	4.08	+0	-18	+54
Ireland	2.88	-2	-5	+52
Belgium	3.07	-2	-0	+38
France	3.15	-1	+12	+59
Italy	3.94	-1	+10	+24
Spain	3.33	-1	+3	+34
Portugal	3.14	-1	-2	+35
Greece	3.63	-1	+8	+55
5 Year Swap %				
US	4.24	-3	-29	+45
Eurozone	2.81	+1	-11	+39
UK	4.15	+1	-24	+49
2 Year Swap %				
US	4.78	-3	-31	+45
Eurozone	3.17	+0	-21	+38
UK	4.69	+1	-26	+43
10 Year Government Bond Spreads to Benchmark bps				
Ireland	46	-3	+8	+13
Belgium	65	-3	+12	-1
France	73	-3	+25	+20
Italy	151	-2	+23	-16
Spain	91	-2	+15	-6
Portugal	72	-2	+10	-4
Greece	121	-2	+20	+16

Commodities				
	Close	% Change		
		Day	4 Weeks	End 23
Brent Oil	86.01	+0.90	+3.50	+11.64
West Texas Oil	71.65	-0.17	-1.90	-1.27
Gold \$	2332.9	+0.54	-0.76	+13.11

This publication is for information purposes and is not an invitation to deal. The information is believed to be reliable but is not guaranteed. Any expressions of opinions are subject to change without notice. This publication is not to be reproduced in whole or in part without prior permission. In the Republic of Ireland it is distributed by Allied Irish Banks, p.l.c. In the UK it is distributed by Allied Irish Banks, p.l.c. and Allied Irish Bank (GB). In Northern Ireland it is distributed by Allied Irish Bank (NI). In the United States of America it is distributed by Allied Irish Banks, p.l.c. Allied Irish Banks, p.l.c. is regulated by the Central Bank of Ireland. Allied Irish Bank (GB) and AIB (NI) are trade marks used under licence by AIB Group (UK) p.l.c. (a wholly owned subsidiary of Allied Irish Banks, p.l.c.), incorporated in Northern Ireland. Registered Office 92 Ann Street, Belfast BT1 3HH. Registered Number NI018800. Authorised by the Prudential Regulation Authority and regulated by the Financial Conduct Authority and the Prudential Regulation Authority. In the United States of America, Allied Irish Banks, p.l.c., New York Branch, is a branch licensed by the New York State Department of Financial Services. Deposits and other investment products are not FDIC insured, they are not guaranteed by any bank and they may lose value. Please note that telephone calls may be recorded in line with market practice.