

## Eurozone flash HICP inflation due today

There was a mixed mood on markets yesterday, amid relatively calm trading conditions. The Euro Stoxx 50 inched 0.1% lower. On Wall Street, the S&P 500 gained 0.5%. In terms of fixed income, yields declined across the board. US Treasury and German Bund yields fell by 1-6bps, while UK Gilt yields moved 4-10bps lower.

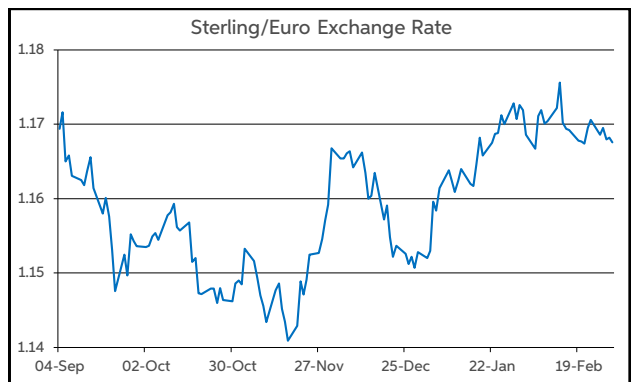
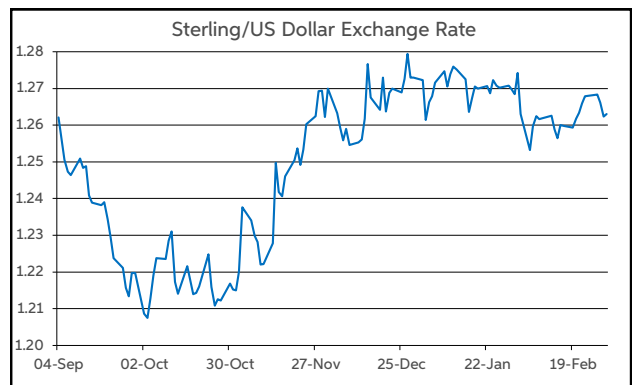
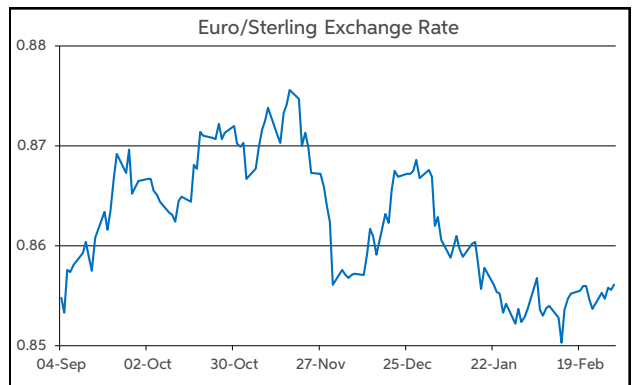
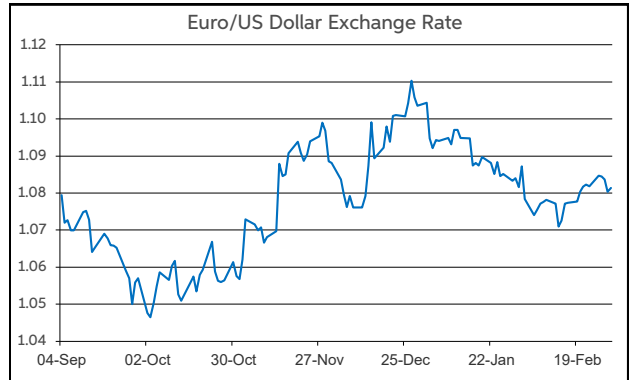
On the data front, US core-PCE inflation edged down to 2.8% in January, in-line with the consensus. However, on a monthly basis core-PCE rose at its sharpest pace in a year, with core-PCE ex-shelter increasing at its fastest rate since December 2021. Overall the data indicate that underlying price pressures in the US were strong at the start of 2024, albeit base effects continued to push inflation lower. The dollar firmed slightly after the release.

Meantime in the Eurozone, flash HICP inflation for some of the large Eurozone economies declined in February. The headline rate eased to 2.7%, 3.1% and 2.8% in Germany, France and Spain, respectively. The data were broadly in-line with the forecasts.

As trading gets underway this morning, EUR/USD opens back near the \$1.08 threshold. Meantime, EUR/GBP remains close to the midpoint of the 85-86p band. GBP/USD is changing hands down in the lower half of the \$1.26-1.27 range.

Turning to the day ahead, the main release of note will be the flash reading of HICP inflation for the Eurozone economy. In-line with the flash releases from the large national economies yesterday, the headline rate is projected to fall to 2.5% in February from 2.8%. Crucially, core HICP inflation is also forecast to ease. The release poses some event risk for the euro. Across the Atlantic, the US manufacturing ISM for February is due.

**Daniel Noonan, Economist, AIB**



Today's Opening FX Rates			
		% Change	
		Day *	End 2023
EUR/USD	1.0814	-0.18	-2.01
EUR/GBP	0.8562	0.11	-1.22
GBP/USD	1.2632	-0.25	-0.76
GBP/EUR	1.1675	-0.11	1.24
USD/JPY	150.44	0.38	6.65
EUR/JPY	162.72	0.19	4.56

\* v Previous Day's European Open

See Next Page for More Rates

Opening Interest Rates						
Base Rate	Money Market			Swap Rates		
	1-Mth	3-Mth	1-Yr	2-Yr	5-Yr	
USD	5.38	5.44	5.60	5.31	4.81	4.30
EUR	4.50	3.86	3.94	3.72	3.26	2.85
GBP	5.25	5.18	5.19	5.00	4.82	4.31

All rates quoted are indicative market rates

See Next Page For More Rates & Charts

FX Spot	Karl Cooke Shane Gargan	FX Options	Mark Tuite	Reuters Phone	AIBG.I 00353-1-7724018	Morning Comment	John Fahey john.j.fahey@aib.ie
---------	----------------------------	------------	------------	------------------	---------------------------	-----------------	-----------------------------------

# Opening Levels

Friday 01 March 2024  
07:23 am



## Euro

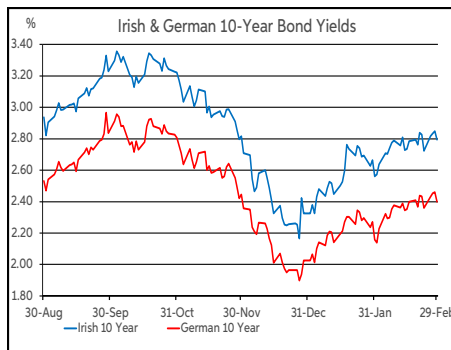
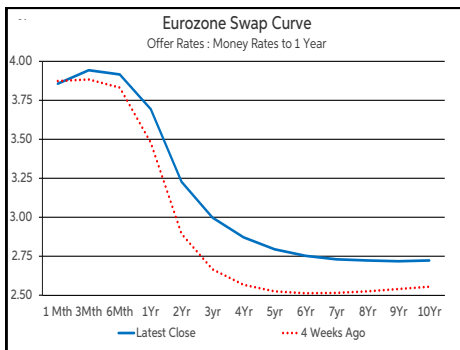
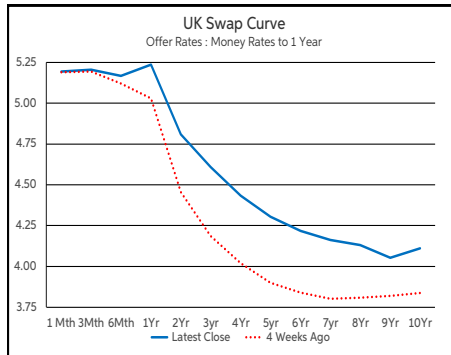
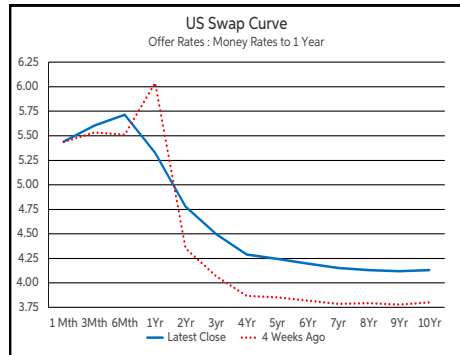
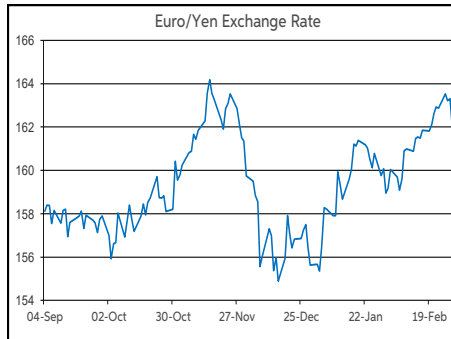
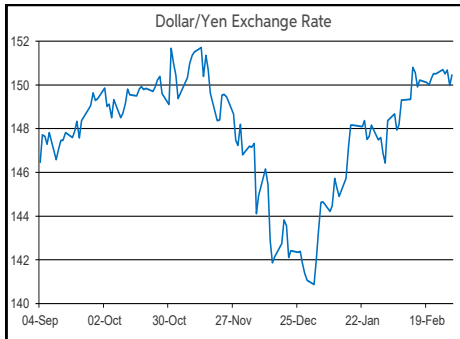
EUR/GBP	0.8562
EUR/USD	1.0814
EUR/JPY	162.72
EUR/SEK	11.2079
EUR/DKK	7.4541
EUR/NOK	11.4682
EUR/CHF	0.9577
EUR/AUD	1.6611
EUR/HKD	8.4659
EUR/CAD	1.4674

## Sterling

GBP/EUR	1.1675
GBP/USD	1.2632
GBP/CAD	1.714
GBP/NZD	2.0732
GBP/JPY	190.04
GBP/SEK	13.0869
GBP/DKK	8.7044
GBP/NOK	13.395
GBP/CHF	1.1185
GBP/AUD	1.9405

## Dollar

USD/JPY	150.44
USD/CAD	1.3567
USD/CHF	0.8854
USD/CNY	7.1978
USD/BRL	4.9703
USD/RUB	91.375
USD/INR	82.865
AUD/USD	0.6508
NZD/USD	0.6092



Debt Markets				
	Close	Day	Change bps	
			4 Weeks	End 23
<b>10 Year Yield %</b>				
US	4.25	-1	+37	+39
Germany	2.40	-6	+26	+37
UK	4.13	-6	+38	+59
<b>5 Year Swap %</b>				
US	4.25	-2	+43	+45
Eurozone	2.80	-4	+28	+37
UK	4.30	+2	+41	+65
<b>2 Year Swap %</b>				
US	4.78	-6	+47	+44
Eurozone	3.23	-2	+35	+44
UK	4.81	-2	+36	+55
<b>10 Year Government Bond Spreads to Benchmark bps</b>				
Ireland	43	+2	-4	+8
Belgium	57	+1	-4	-8
France	48	+1	-3	-5
Italy	144	+1	-14	-23
Spain	88	-0	-6	-8
Portugal	64	+0	-10	-12
Greece	99	+1	-12	-6

Commodities				
	Close	Day	% Change	
			4 Weeks	End 23
Brent Oil	83.62	-0.07	+6.25	+8.54
West Texas Oil	71.65	-0.17	-1.90	-1.27
Gold \$	2043.2	+0.42	-0.57	-0.94

This publication is for information purposes and is not an invitation to deal. The information is believed to be reliable but is not guaranteed. Any expressions of opinions are subject to change without notice. This publication is not to be reproduced in whole or in part without prior permission. In the Republic of Ireland it is distributed by Allied Irish Banks, p.l.c. In the UK it is distributed by Allied Irish Banks, p.l.c. and Allied Irish Bank (GB). In Northern Ireland it is distributed by Allied Irish Bank (NI). In the United States of America it is distributed by Allied Irish Banks, p.l.c. Allied Irish Banks, p.l.c. is regulated by the Central Bank of Ireland. Allied Irish Bank (GB) and AIB (NI) are trade marks used under licence by AIB Group (UK) p.l.c. (a wholly owned subsidiary of Allied Irish Banks, p.l.c.), incorporated in Northern Ireland. Registered Office 92 Ann Street, Belfast BT1 3HH. Registered Number NI018800. Authorised by the Prudential Regulation Authority and regulated by the Financial Conduct Authority and the Prudential Regulation Authority. In the United States of America, Allied Irish Banks, p.l.c., New York Branch, is a branch licensed by the New York State Department of Financial Services. Deposits and other investment products are not FDIC insured, they are not guaranteed by any bank and they may lose value. Please note that telephone calls may be recorded in line with market practice.