

US trade tariffs take effect

There was a mixed mood on markets at the start of the week. The Euro Stoxx 50 gained 1.4%, led by a rally in defence companies, as European countries discussed increasing defence expenditure. Meantime, on Wall Street, the S&P 500 lost 1.8%, as planned US tariffs on Canadian, Mexican & Chinese goods took effect, and US data missed to the downside.

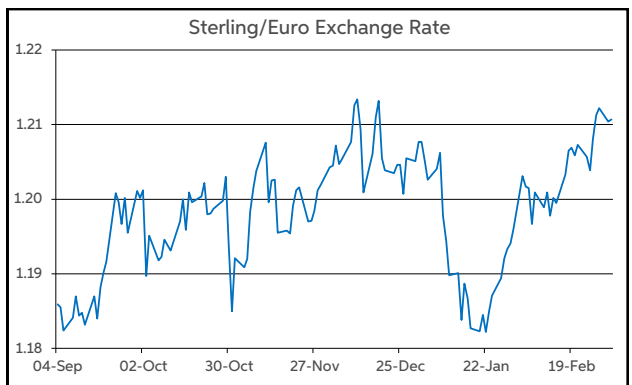
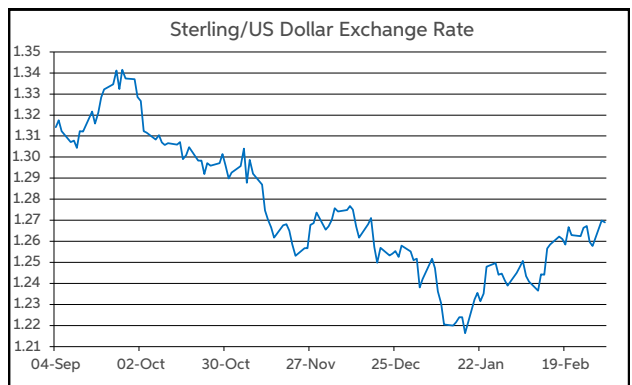
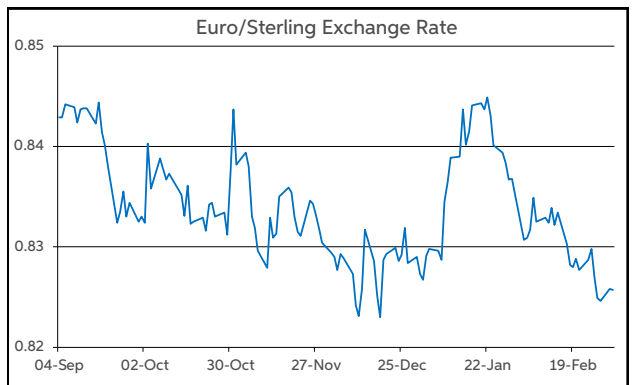
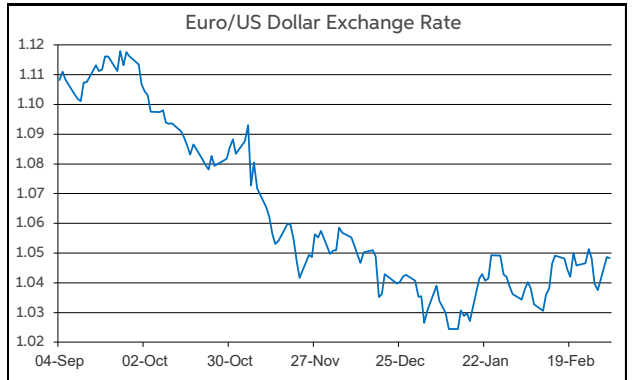
The US manufacturing ISM declined to 50.3 in February (vs. 50.8 f'cast), consistent with a modest pace of expansion in the sector. However, the underlying details of the survey showed that new orders contracted in the month, and that input costs jumped to their highest level since June 2022. Furthermore, the survey also suggest that the sector shed jobs in the month.

Elsewhere on the data front, the flash reading of Eurozone HICP inflation printed broadly in-line with expectations. The headline rate edged back to 2.4% in February (vs. 2.3% f'cast), while the core rate inched down to 2.6% from 2.7%. However, the market reaction to the release was limited.

Currency-wise, the dollar was under some downward pressure yesterday. Overall, the greenback declined by circa 0.7% versus the euro and sterling. This is evidenced by EUR/USD opening this morning in the top half of \$1.04-1.05. GBP/USD is changing hands up near the \$1.27 handle. Meanwhile, EUR/GBP continues to operate just north of the midpoint of the 82-83p band.

Today, the main data release will be the Eurozone unemployment rate for January. Meantime, President Trump is expected to outline his domestic and foreign-policy agenda in a speech to a joint session of Congress, which will be of keen interest to investors.

Daniel Noonan, Economist, AIB



Today's Opening FX Rates			
		% Change	
		Day *	End 2024
EUR/USD	1.0483	0.66	1.26
EUR/GBP	0.8257	-0.04	-0.19
GBP/USD	1.269	0.69	1.43
GBP/EUR	1.2105	0.04	0.19
USD/JPY	149.37	-0.69	-4.97
EUR/JPY	156.6	-0.03	-3.78

* v Previous Day's European Open
See Next Page for More Rates

Opening Interest Rates						
Base Rate	Money Market			Swap Rates		
	1-Mth	3-Mth	1-Yr	2-Yr	5-Yr	
USD	4.38	4.30	4.29	4.01	4.08	3.97
EUR	2.90	2.46	2.46	2.24	2.15	2.20
GBP	4.50	4.44	4.40	4.17	4.29	4.19

All rates quoted are indicative market rates

See Next Page For More Rates & Charts

FX Spot	Karl Cooke Shane Gargan	FX Options	Mark Tuite	Reuters Phone	AIBG.I 00353-1-7724018	Morning Comment	John Fahey john.j.fahey@aib.ie
---------	----------------------------	------------	------------	------------------	---------------------------	-----------------	-----------------------------------

Opening Levels

Tuesday 04 March 2025
06:46 am



Euro

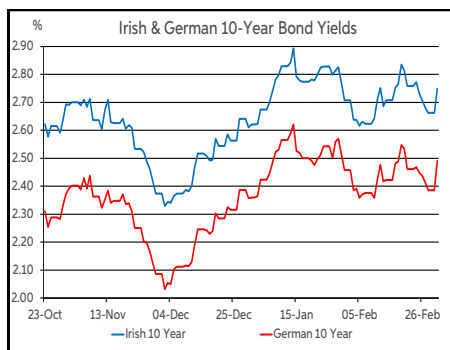
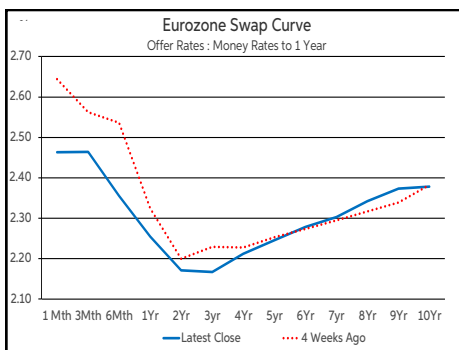
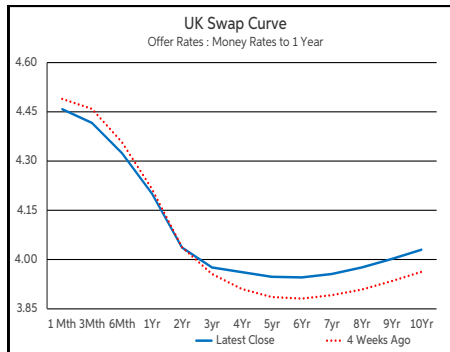
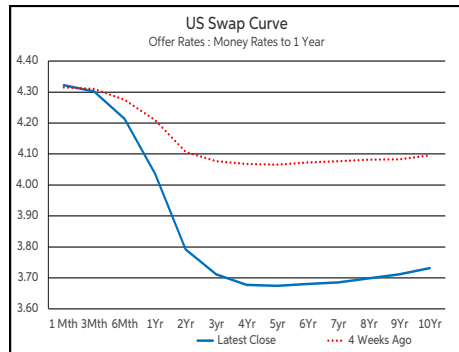
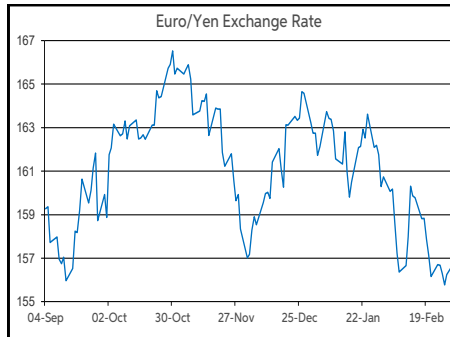
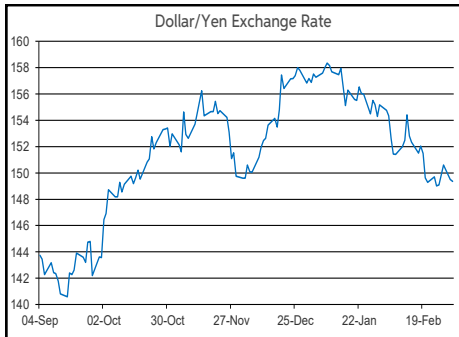
EUR/GBP	0.8257
EUR/USD	1.0483
EUR/JPY	156.6
EUR/SEK	11.0412
EUR/DKK	7.4581
EUR/NOK	11.7535
EUR/CHF	0.9387
EUR/AUD	1.6892
EUR/HKD	8.1518
EUR/CAD	1.5185

Sterling

GBP/EUR	1.2105
GBP/USD	1.269
GBP/CAD	1.838
GBP/NZD	2.2625
GBP/JPY	189.58
GBP/SEK	13.3653
GBP/DKK	9.0256
GBP/NOK	14.2276
GBP/CHF	1.1362
GBP/AUD	2.0441

Dollar

USD/JPY	149.37
USD/CAD	1.4484
USD/CHF	0.8954
USD/CNY	7.2842
USD/BRL	5.8852
USD/RUB	89.35
USD/INR	87.375
AUD/USD	0.6204
NZD/USD	0.5605



Debt Markets				
	Close	Change bps		
		Day	4 Weeks	End 24
10 Year Yield %				
US	4.18	-5	-36	-40
Germany	2.49	+10	+10	+13
UK	4.56	+8	+7	-1
5 Year Swap %				
US	3.93	-4	-37	-36
Eurozone	2.24	+7	-1	-0
UK	4.19	+4	+4	-10
2 Year Swap %				
US	4.05	-4	-30	-29
Eurozone	2.17	+4	-2	-2
UK	4.28	+4	+0	-21
10 Year Government Bond Spreads to Benchmark bps				
Ireland	28	-2	+2	-1
Belgium	58	-1	-2	-4
France	73	-3	+0	-11
Italy	105	-4	-7	-10
Spain	66	-4	-1	-4
Portugal	52	-3	+0	+3
Greece	87	-2	-3	-1

Commodities				
	Close	% Change		
		Day	4 Weeks	End 24
Brent Oil	71.62	-2.13	-5.71	-4.05
West Texas Oil	71.65	-0.17	-1.90	-1.27
Gold \$	2893.7	+1.23	+2.85	+10.29

This publication is for information purposes and is not an invitation to deal. The information is believed to be reliable but is not guaranteed. Any expressions of opinions are subject to change without notice. This publication is not to be reproduced in whole or in part without prior permission. In the Republic of Ireland it is distributed by Allied Irish Banks, p.l.c. In the UK it is distributed by Allied Irish Banks, p.l.c. and Allied Irish Bank (GB). In Northern Ireland it is distributed by Allied Irish Bank (NI). In the United States of America it is distributed by Allied Irish Banks, p.l.c. Allied Irish Banks, p.l.c. is regulated by the Central Bank of Ireland. Allied Irish Bank (GB) and AIB (NI) are trade marks used under licence by AIB Group (UK) p.l.c. (a wholly owned subsidiary of Allied Irish Banks, p.l.c.), incorporated in Northern Ireland. Registered Office 92 Ann Street, Belfast BT1 3HH. Registered Number NI018800. Authorised by the Prudential Regulation Authority and regulated by the Financial Conduct Authority and the Prudential Regulation Authority. In the United States of America, Allied Irish Banks, p.l.c., New York Branch, is a branch licensed by the New York State Department of Financial Services. Deposits and other investment products are not FDIC insured, they are not guaranteed by any bank and they may lose value. Please note that telephone calls may be recorded in line with market practice.