

## EUR/USD back above \$1.05

There was a positive mood to investor sentiment yesterday. This was reflected in strong gains across the main equity indices. In Europe, the Euro Stoxx 50 index rose by 1.5%. At the closing bell on Wall Street last night, the S&P 500 index was 2% higher on the day.

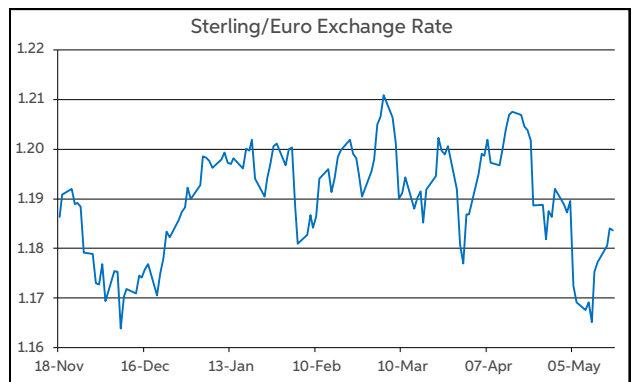
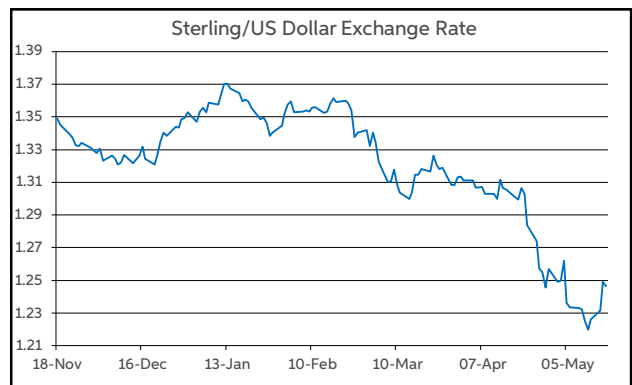
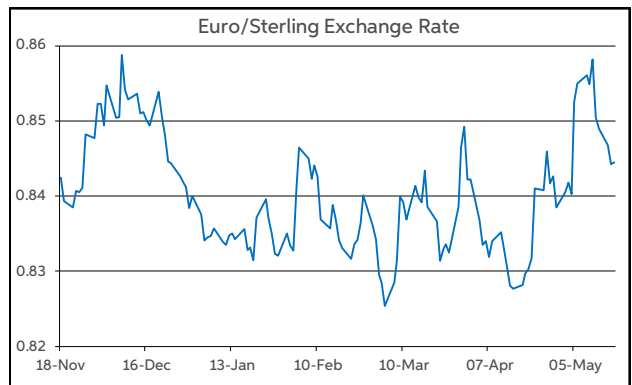
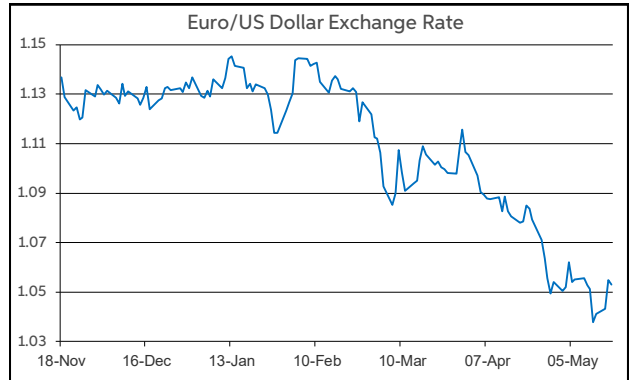
The upbeat mood to risk appetite was against a backdrop of strong US data for April which indicated a healthy start to Q2 for the economy. Retail sales for April rose by 0.9% in the month following a upwardly revised 1.4% (from 0.5%) growth rate in March. Meanwhile, industrial production printed to the upside of forecasts, increasing by 1.1% m/m in April (vs. f'cast for 0.5%).

The 'risk on' tone to market sentiment coincided with the dollar moving back from its recent highs. From a sterling viewpoint, UK labour market updates were helpful to the currency. Meanwhile, the euro was supported by some hawkish comments from ECB board member Klaas Knot, who stated that a 50bps rate hike cannot be ruled out when the central bank starts to raise rates, which is expected to commence in July.

In level terms, EUR/USD has regained some ground up in \$1.05 territory. At the same time, GBP/USD has moved up above the \$1.24 handle. Elsewhere, the action in EUR/GBP has been less eventful over the past 24 hours, with the pair remaining in a tight range near to the midpoint of the 84-85p trading band.

Today's macro diary has already seen UK inflation for April published. The headline CPI rate rose to 9.0% y/y from 7%. The BoE expect inflation to peak above 10% in Q4. The only other release of note due today is US housing starts for April.

**John Fahey, Senior Economist, AIB**



Today's Opening FX Rates			
		% Change	
		Day *	End 2021
EUR/USD	1.0529	0.86	-7.38
EUR/GBP	0.8447	-0.12	0.56
GBP/USD	1.2464	0.99	-7.87
GBP/EUR	1.1833	0.12	-0.56
USD/JPY	129.1	-0.22	12.18
EUR/JPY	135.95	0.64	3.88

\* v Previous Day's European Open

See Next Page for More Rates

Opening Interest Rates						
	Base Rate	Money Market		Swap Rates		
		1-Mth	3-Mth	1-Yr	2-Yr	5-Yr
USD	0.875	0.93	1.45	2.55	2.98	3.00
EUR	0.00	-0.56	-0.40	0.34	0.96	1.45
GBP	1.00	0.98	1.32	2.03	2.49	2.40

All rates quoted are indicative market rates

See Next Page For More Rates & Charts

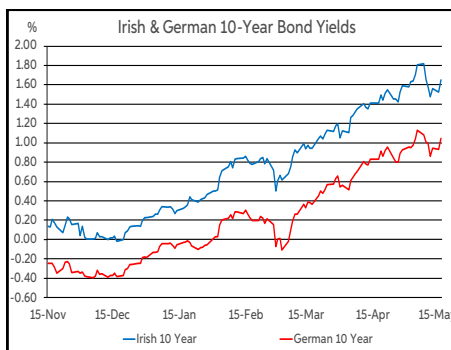
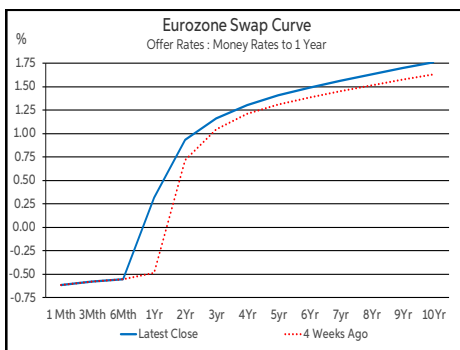
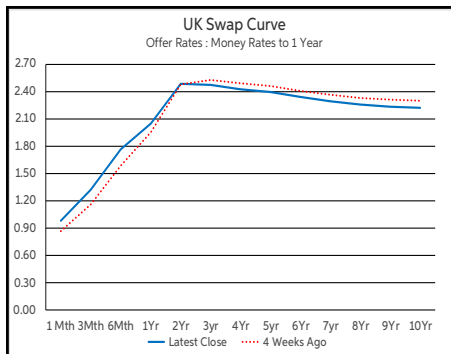
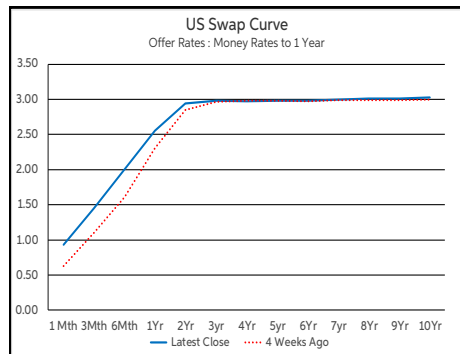
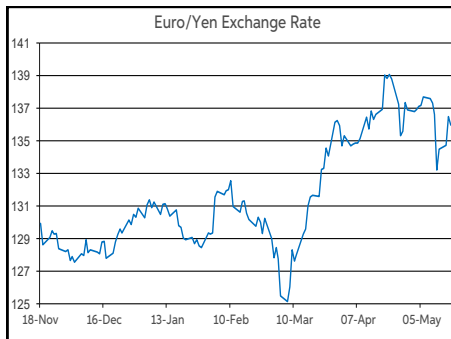
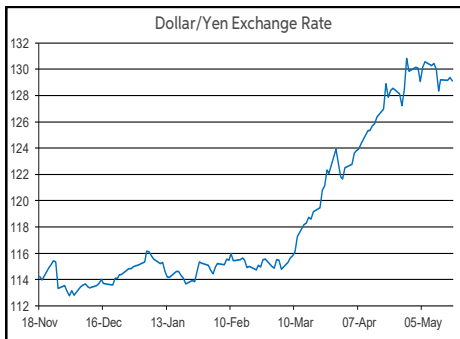
FX Spot	Karl Cooke Shane Gargan Ian Burke	FX Options	Mark Tuite	Reuters Phone	AIBG.I 00353-1-7724018	Morning Comment	John Fahey john.j.fahey@aib.ie
---------	---	------------	------------	------------------	---------------------------	-----------------	-----------------------------------

# Opening Levels

Wednesday 18 May 2022  
07:23 am



Euro		Sterling		Dollar	
EUR/GBP	0.8447	GBP/EUR	1.1833	USD/JPY	129.1
EUR/USD	1.0529	GBP/USD	1.2464	USD/CAD	1.2818
EUR/JPY	135.95	GBP/CAD	1.5978	USD/CHF	0.9944
EUR/SEK	10.4718	GBP/NZD	1.9591	USD/CNY	6.7441
EUR/DKK	7.4409	GBP/JPY	160.9	USD/BRL	4.9387
EUR/NOK	10.2222	GBP/SEK	12.3948	USD/RUB	63.6
EUR/CHF	1.0473	GBP/DKK	8.8077	USD/INR	77.56
EUR/AUD	1.4979	GBP/NOK	12.0994	AUD/USD	0.703
EUR/HKD	8.2661	GBP/CHF	1.2398	NZD/USD	0.6361
EUR/CAD	1.3497	GBP/AUD	1.7733		



Debt Markets				
	Close	Change bps		
		Day	4 Weeks	End 21
<b>10 Year Yield %</b>				
US	3.00	+11	+6	+148
Germany	1.06	+12	+14	+124
UK	1.88	+15	-9	+91
<b>5 Year Swap %</b>				
US	2.98	+14	+4	+165
Eurozone	1.41	+11	+11	+140
UK	2.40	+16	-6	+112
<b>2 Year Swap %</b>				
US	2.94	+11	+13	+200
Eurozone	0.93	+11	+23	+123
UK	2.49	+17	+1	+129
<b>10 Year Government Bond Spreads to Benchmark bps</b>				
Ireland	63	-0	+3	+20
Belgium	56	-2	+6	+21
France	49	-2	+1	+12
Italy	191	+1	+27	+55
Spain	106	-0	+12	+29
Portugal	113	+0	+15	+47
Greece	252	-11	+46	+103

Commodities				
	% Change			
	Close	Day	4 Weeks	End 21
Brent Oil	111.93	-2.02	+4.36	+43.91
West Texas Oil	112.31	-1.54	+9.53	+49.09
Gold \$	1814.7	-0.50	-6.93	-0.75

This publication is for information purposes and is not an invitation to deal. The information is believed to be reliable but is not guaranteed. Any expressions of opinions are subject to change without notice. This publication is not to be reproduced in whole or in part without prior permission. In the Republic of Ireland it is distributed by Allied Irish Banks, p.l.c. In the UK it is distributed by Allied Irish Banks, p.l.c. and Allied Irish Bank (GB). In Northern Ireland it is distributed by Allied Irish Bank (NI). In the United States of America it is distributed by Allied Irish Banks, p.l.c. Allied Irish Banks, p.l.c. is regulated by the Central Bank of Ireland. Allied Irish Bank (GB) and AIB (NI) are trade marks used under licence by AIB Group (UK) p.l.c. (a wholly owned subsidiary of Allied Irish Banks, p.l.c.), incorporated in Northern Ireland. Registered Office 92 Ann Street, Belfast BT1 3HH. Registered Number NI018800. Authorised by the Prudential Regulation Authority and regulated by the Financial Conduct Authority and the Prudential Regulation Authority. In the United States of America, Allied Irish Banks, p.l.c., New York Branch, is a branch licensed by the New York State Department of Financial Services. Deposits and other investment products are not FDIC insured, they are not guaranteed by any bank and they may lose value. Please note that telephone calls may be recorded in line with market practice.