

## US core-PCE due today

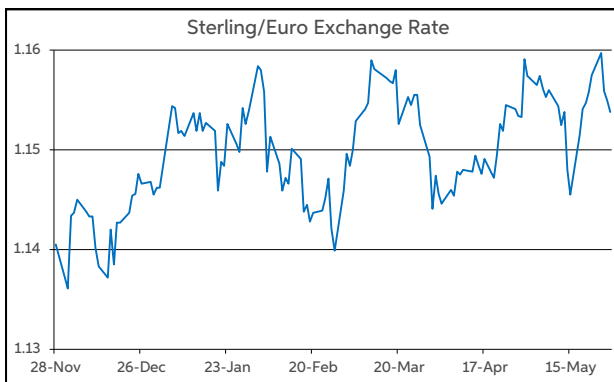
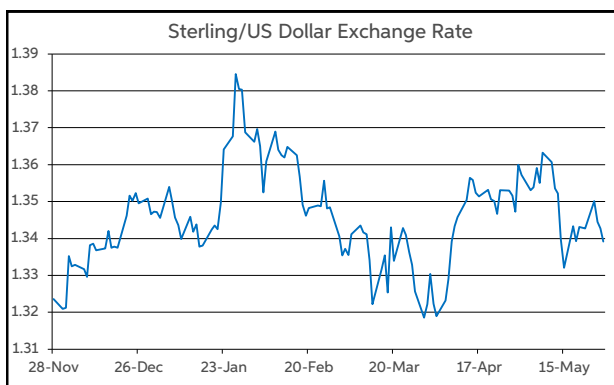
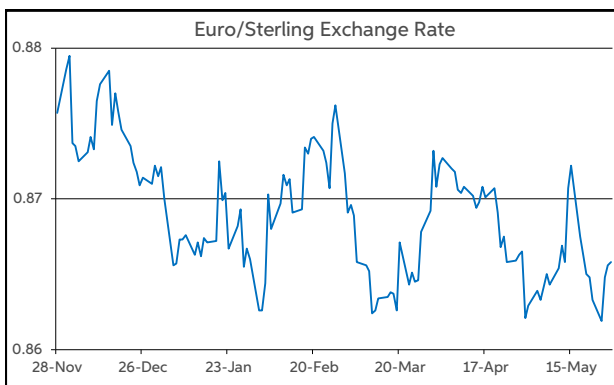
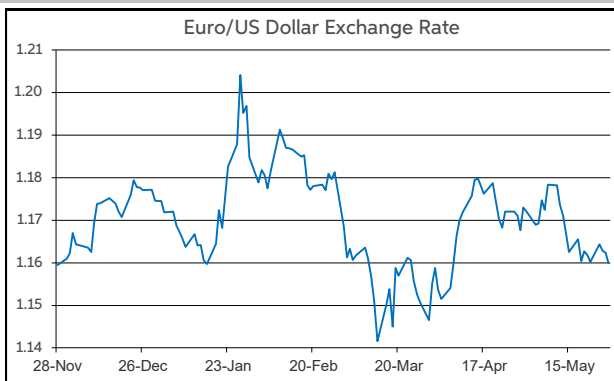
There was a subdued mood on markets yesterday. A sparse macro data calendar on both sides of the Atlantic meant that the focus remained on developments in the Middle East. In this regard, oil prices fell, amid reports of a leaked draft of the US-Iran peace deal, which included plans to restore shipping through the Strait of Hormuz. However, the US denied the leak. Furthermore, oil prices rallied into the European close and increased further overnight, as both the US and Iran launched military strikes. Against this backdrop, Brent crude has traded in a range of \$94-98 per barrel over the past 24 hours. It is currently above \$97 per barrel.

On the monetary policy front, remarks from a number of Fed officials, including Kashkari, Cook, Jefferson and Goolsbee, struck a hawkish tone yesterday. Most notably, Kashkari indicated that the risk of higher inflation was greater than the risk of a deterioration in the labour market. However, the officials were non-committal about a potential rate hike from the Fed this year.

Currency-wise, the main pairs remained relatively range bound once again. The dollar briefly fell, as the aforementioned headlines regarding the Strait of Hormuz emerged. However, the greenback recouped its losses before the close in Europe, and strengthened overnight, as oil prices rose. As trading gets underway this morning, this sees EUR/USD open back at the \$1.16 threshold. GBP/USD is operating down below the \$1.34 mark. Meanwhile, EUR/GBP is trading just above the midpoint of the 86-87p band.

Looking ahead to today, the Middle East will be the main focus for investors once more. Elsewhere, the April reading of US core-PCE inflation is set to maintain its recent upward trajectory, and rise to 3.3%. US personal income/consumption data for the month will also warrant attention. In the Eurozone, the ECB monetary policy account from April will be released.

**Daniel Noonan, Economist, AIB**



Today's Opening FX Rates			
		% Change	
		Day *	End 2025
EUR/USD	1.1599	-0.35	-1.24
EUR/GBP	0.8658	0.08	-0.65
GBP/USD	1.3392	-0.45	-0.60
GBP/EUR	1.1544	-0.08	0.66
USD/JPY	159.54	0.19	1.84
EUR/JPY	185.09	-0.16	0.60

\* v Previous Day's European Open  
See Next Page for More Rates

Opening Interest Rates						
Base Rate	Money Market			Swap Rates		
	1-Mth	3-Mth	1-Yr	2-Yr	5-Yr	
USD	3.63	3.61	3.65	3.85	4.19	4.21
EUR	2.00	1.92	2.19	2.71	2.79	2.83
GBP	3.75	3.74	3.78	4.07	4.38	4.42

All rates quoted are indicative market rates

See Next Page For More Rates & Charts

FX Spot	Karl Cooke Shane Gargan	FX Options	Mark Tuite	Reuters Phone	AIBG.I 00353-1-7724018	Morning Comment	John Fahey john.j.fahey@aib.ie
---------	----------------------------	------------	------------	------------------	---------------------------	-----------------	-----------------------------------

# Opening Levels

Thursday 28 May 2026  
06:57 am



## Euro

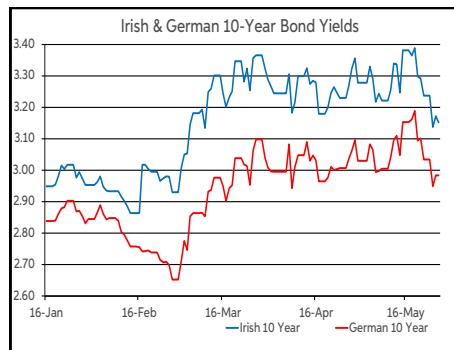
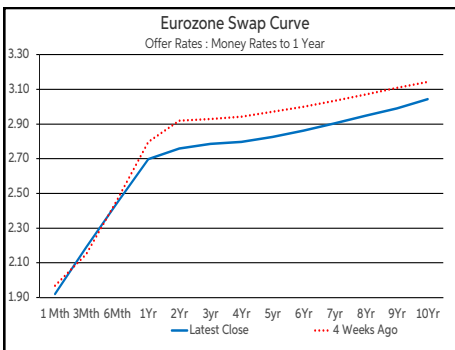
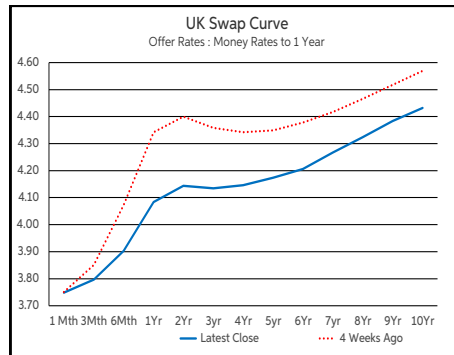
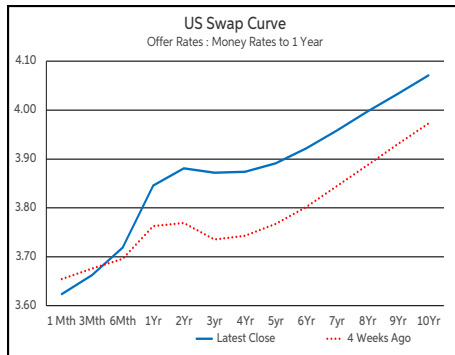
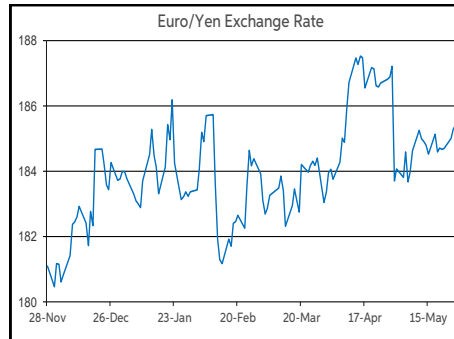
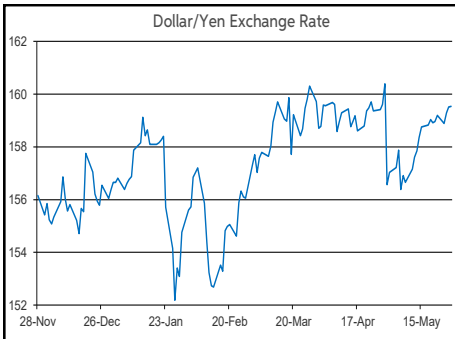
EUR/GBP	0.8658
EUR/USD	1.1599
EUR/JPY	185.09
EUR/SEK	10.8148
EUR/DKK	7.4727
EUR/NOK	10.7775
EUR/CHF	0.9147
EUR/AUD	1.6296
EUR/HKD	9.0844
EUR/CAD	1.607

## Sterling

GBP/EUR	1.1544
GBP/USD	1.3392
GBP/CAD	1.8554
GBP/NZD	2.2776
GBP/JPY	213.66
GBP/SEK	12.4848
GBP/DKK	8.6257
GBP/NOK	12.442
GBP/CHF	1.056
GBP/AUD	1.8812

## Dollar

USD/JPY	159.54
USD/CAD	1.3856
USD/CHF	0.7885
USD/CNY	6.7827
USD/BRL	5.059
USD/RUB	71.45
USD/INR	95.6863
AUD/USD	0.7117
NZD/USD	0.5878



## Debt Markets

	Close	Change bps		
		Day	4 Weeks	End 25
<b>10 Year Yield %</b>				
US	4.48	-1	+6	+33
Germany	2.98	+0	-11	+12
UK	4.86	-2	-21	+39
<b>5 Year Swap %</b>				
US	4.16	+0	+14	+44
Eurozone	2.81	+0	-14	+25
UK	4.40	-2	-20	+51
<b>2 Year Swap %</b>				
US	4.13	-2	+10	+56
Eurozone	2.75	+1	-16	+50
UK	4.37	-4	-28	+64
<b>10 Year Government Bond Spreads to Benchmark bps</b>				
Ireland	17	-2	-9	+0
Belgium	54	+1	+5	+6
France	69	+0	+2	-1
Italy	73	+1	-13	+9
Spain	42	+0	-5	-1
Portugal	38	-1	-4	+9
Greece	64	-2	-15	+2

## Commodities

	Close	% Change		
		Day	4 Weeks	End 25
Brent Oil	94.29	-5.31	-20.11	+54.95
West Texas Oil	92.35	-5.41	-16.40	+61.28
Gold \$	4457.0	-1.09	-1.87	+3.31

This publication is for information purposes and is not an invitation to deal. The information is believed to be reliable but is not guaranteed. Any expressions of opinions are subject to change without notice. This publication is not to be reproduced in whole or in part without prior permission. In the Republic of Ireland it is distributed by Allied Irish Banks, p.l.c. In the UK it is distributed by Allied Irish Banks, p.l.c. and Allied Irish Bank (GB). In Northern Ireland it is distributed by Allied Irish Bank (NI). In the United States of America it is distributed by Allied Irish Banks, p.l.c. Allied Irish Banks, p.l.c. is regulated by the Central Bank of Ireland. Allied Irish Bank (GB) and AIB (NI) are trade marks used under licence by AIB Group (UK) p.l.c. (a wholly owned subsidiary of Allied Irish Banks, p.l.c.), incorporated in Northern Ireland. Registered Office 92 Ann Street, Belfast BT1 3HH. Registered Number NI018800. Authorised by the Prudential Regulation Authority and regulated by the Financial Conduct Authority and the Prudential Regulation Authority. In the United States of America, Allied Irish Banks, p.l.c., New York Branch, is a branch licensed by the New York State Department of Financial Services. Deposits and other investment products are not FDIC insured, they are not guaranteed by any bank and they may lose value. Please note that telephone calls may be recorded in line with market practice.