

## EUR/GBP registers a fresh YTD low

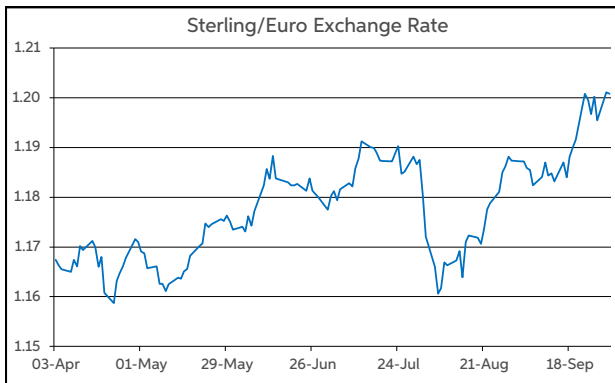
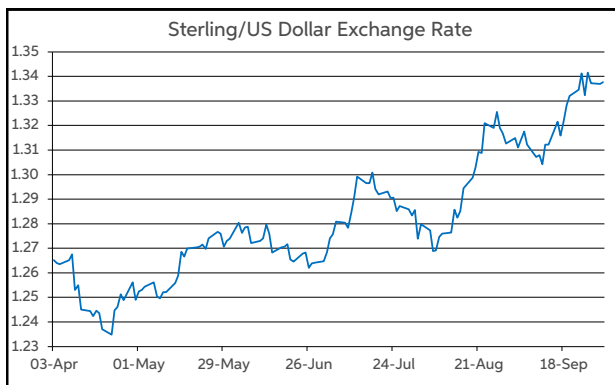
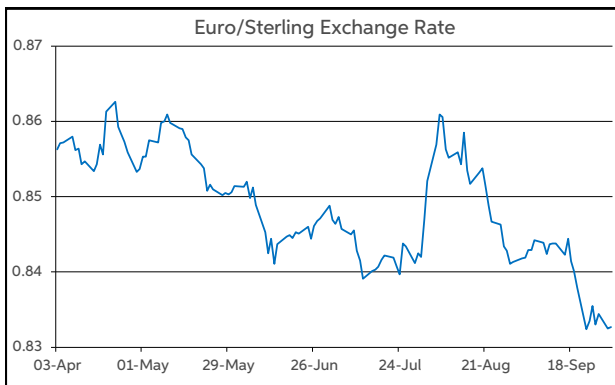
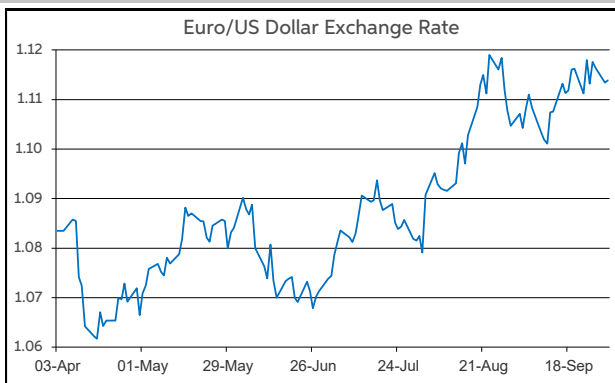
There was a mixed mood on markets yesterday, amid a relatively quiet data calendar. The Euro Stoxx 50 declined by 1.3%, while on Wall Street, the S&P 500 inched 0.4% higher. Meantime, oil prices fell, with Brent crude moving back below \$72 per barrel.

Data-wise, both German and Italian inflation moved lower in September, to 1.8% and 0.8%, respectively. The data follow similar prints below 2% for Spanish and French inflation last week. ECB President Lagarde noted yesterday that “the latest developments strengthen our (the ECB’s) confidence that inflation will return to target in a timely manner”. She also stated that the ECB will take account of the recent disinflation when it next meets later this month. Against this backdrop, Eurozone futures softened slightly. Elsewhere, Fed Chair Powell stated that the Fed was not in “a hurry to cut rates quickly”, indicating it may cut by 25bps in November. US futures firmed somewhat overnight following the remarks.

On the currency front, the euro was under some downward pressure yesterday. This saw EUR/GBP register a new YTD low of 83.13p. At the same time, the yen was on the defensive. As trading gets underway this morning, EUR/GBP remains firmly in the lower half of 83-84p. Meanwhile, EUR/USD is back below the midpoint of \$1.11-1.12. GBP/USD is operating in the top half of \$1.33-1.34. USD/JPY is up above ¥144.

Today, the main release will be the flash reading of the Eurozone wide measure of HICP inflation. In line with the national releases, the bloc-wide headline rate for September is projected to fall to 1.8%. However, core-HICP is expected to remain elevated, edging back to 2.7% from 2.8%. In the US, the manufacturing ISM for September and the JOLTS job openings data for August are due.

**Daniel Noonan, Economist, AIB**



Today's Opening FX Rates			
		% Change	
		Day *	End 2023
EUR/USD	1.1139	-0.21	0.93
EUR/GBP	0.8327	-0.11	-3.93
GBP/USD	1.3377	-0.08	5.09
GBP/EUR	1.2008	0.11	4.10
USD/JPY	144.28	1.52	2.28
EUR/JPY	160.73	1.32	3.28

\* v Previous Day's European Open  
See Next Page for More Rates

	Opening Interest Rates					
	Base Rate	Money Market		Swap Rates		
		1-Mth	3-Mth	1-Yr	2-Yr	5-Yr
USD	4.88	4.96	4.85	4.11	3.74	3.53
EUR	3.65	3.37	3.33	2.68	2.31	2.23
GBP	5.00	4.94	4.80	4.28	4.14	3.87

All rates quoted are indicative market rates

See Next Page For More Rates & Charts

FX Spot	Karl Cooke Shane Gargan	FX Options	Mark Tuite	Reuters Phone	AIBG.I 00353-1-7724018	Morning Comment	John Fahey john.j.fahey@aib.ie
---------	----------------------------	------------	------------	------------------	---------------------------	-----------------	-----------------------------------

## Euro

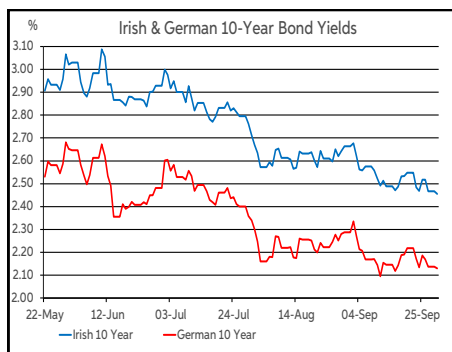
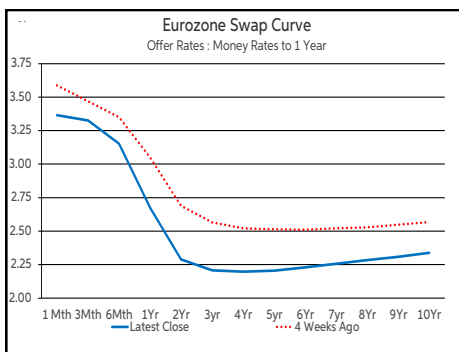
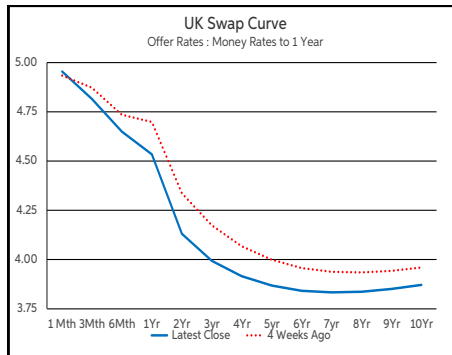
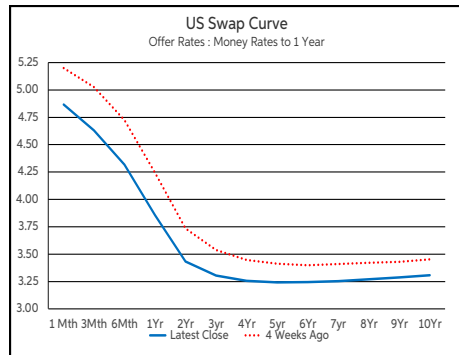
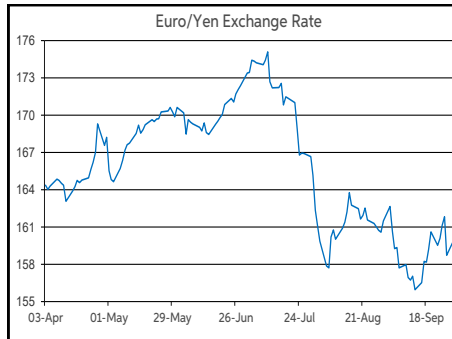
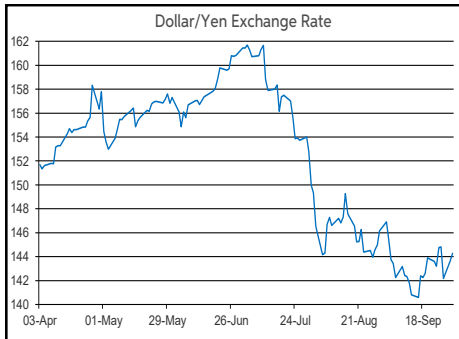
EUR/GBP	0.8327
EUR/USD	1.1139
EUR/JPY	160.73
EUR/SEK	11.3153
EUR/DKK	7.455
EUR/NOK	11.7466
EUR/CHF	0.9416
EUR/AUD	1.6068
EUR/HKD	8.659
EUR/CAD	1.5066

## Sterling

GBP/EUR	1.2008
GBP/USD	1.3377
GBP/CAD	1.8093
GBP/NZD	2.1109
GBP/JPY	193
GBP/SEK	13.5776
GBP/DKK	8.9523
GBP/NOK	14.1014
GBP/CHF	1.1309
GBP/AUD	1.9296

## Dollar

USD/JPY	144.28
USD/CAD	1.3525
USD/CHF	0.8454
USD/CNY	7.0176
USD/BRL	5.4497
USD/RUB	92.9
USD/INR	83.796
AUD/USD	0.6932
NZD/USD	0.6336



Debt Markets				
	Close	Change bps		
		Day	4 Weeks	End 23
<b>10 Year Yield %</b>				
US	3.80	+5	-11	-6
Germany	2.13	-1	-21	+10
UK	4.01	+3	-5	+47
<b>5 Year Swap %</b>				
US	3.50	+5	-15	-30
Eurozone	2.21	-2	-30	-22
UK	3.87	+3	-13	+22
<b>2 Year Swap %</b>				
US	3.68	+9	-30	-65
Eurozone	2.29	-2	-40	-51
UK	4.13	+5	-20	-13
<b>10 Year Government Bond Spreads to Benchmark bps</b>				
Ireland	35	-1	-2	+1
Belgium	63	-0	+6	-3
France	79	+1	+9	+26
Italy	133	+2	-3	-34
Spain	80	+1	-1	-16
Portugal	58	+0	-2	-18
Greece	99	+2	-5	-6

Commodities				
	Close	% Change		
		Day	4 Weeks	End 23
Brent Oil	71.77	-0.29	-7.42	-6.84
West Texas Oil	71.65	-0.17	-1.90	-1.27
Gold \$	2634.5	-0.88	+5.41	+27.73

This publication is for information purposes and is not an invitation to deal. The information is believed to be reliable but is not guaranteed. Any expressions of opinions are subject to change without notice. This publication is not to be reproduced in whole or in part without prior permission. In the Republic of Ireland it is distributed by Allied Irish Banks, p.l.c. In the UK it is distributed by Allied Irish Banks, p.l.c. and Allied Irish Bank (GB). In Northern Ireland it is distributed by Allied Irish Bank (NI). In the United States of America it is distributed by Allied Irish Banks, p.l.c. Allied Irish Banks, p.l.c. is regulated by the Central Bank of Ireland. Allied Irish Bank (GB) and AIB (NI) are trade marks used under licence by AIB Group (UK) p.l.c. (a wholly owned subsidiary of Allied Irish Banks, p.l.c.), incorporated in Northern Ireland. Registered Office 92 Ann Street, Belfast BT1 3HH. Registered Number NI018800. Authorised by the Prudential Regulation Authority and regulated by the Financial Conduct Authority and the Prudential Regulation Authority. In the United States of America, Allied Irish Banks, p.l.c., New York Branch, is a branch licensed by the New York State Department of Financial Services. Deposits and other investment products are not FDIC insured, they are not guaranteed by any bank and they may lose value. Please note that telephone calls may be recorded in line with market practice.