

Mostly quiet action on the currency front

There was a positive tone to risk appetite for much of yesterday. Investor sentiment was boosted by corporate earnings newsflow. The 'risk-on' mood was evident on equity markets. In Europe, the Euro Stoxx 50 rose by 0.9%. Meanwhile, on Wall Street, the gains were more modest in nature, with the S&P 500 up by 0.2% at the closing bell last night.

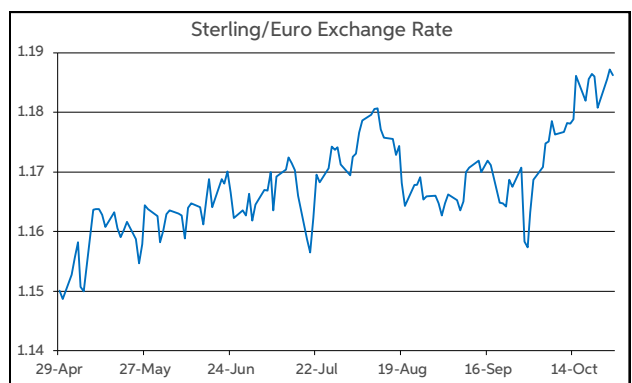
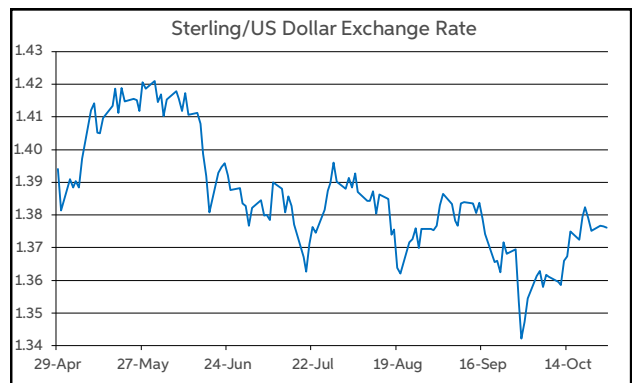
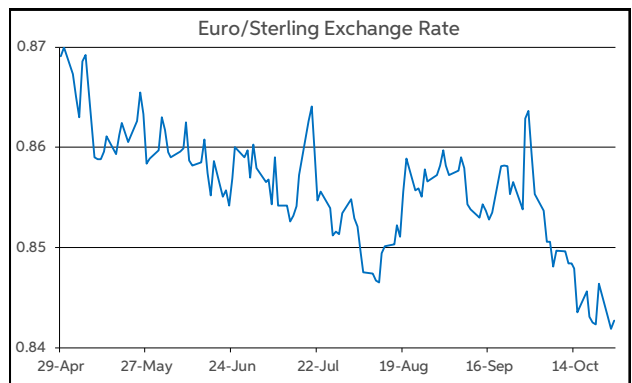
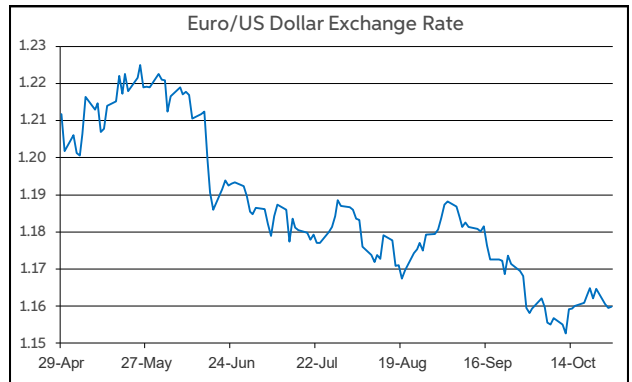
Data-wise, the focus yesterday was on the US macro diary. The main highlight was the Conference Board measure of consumer confidence for October. The headline index surprised to the upside of expectations. It rose to 113.8, from 109.8 and versus a forecast of 108.3. Elsewhere on the US schedule, new homes sales for September also came in ahead of the consensus. Meanwhile, house price data for August, showed the monthly increase missing slightly to the downside of forecasts.

Overall though, none of these releases had much bearing on the dollar's performance yesterday. The main dollar pairs spent the day within relatively confined ranges. Indeed, most of the majors operated in tight corridors.

As a result, the majors open this morning at levels very similar to 24 hours earlier. EUR/USD starts the European session at the \$1.16 threshold. The EUR/GBP pair is trading in the lower half of the 84-85p mark, having briefly tested a new year to date low, at 84p, yesterday. Meanwhile, cable (GBP/USD) is trading around the midpoint of the \$1.37-1.38 band.

Ahead today, its Budget Day in the UK. Data-wise, the main release of note is US Durable Goods orders for September.

John Fahey, Senior Economist, AIB



Today's Opening FX Rates			
		% Change	
		Day *	End 2020
EUR/USD	1.16	-0.02	-5.02
EUR/GBP	0.8428	-0.04	-5.70
GBP/USD	1.3762	0.02	0.65
GBP/EUR	1.1863	0.04	6.04
USD/JPY	114.01	0.07	10.43
EUR/JPY	132.24	0.03	4.82

* v Previous Day's European Open
See Next Page for More Rates

Opening Interest Rates						
	Base Rate	Money Market		Swap Rates		
		1-Mth	3-Mth	1-Yr	2-Yr	5-Yr
USD	0.125	0.09	0.14	0.27	0.65	1.29
EUR	0.00	-0.56	-0.55	-0.49	-0.32	-0.02
GBP	0.10	0.12	0.20	0.76	1.08	1.20

All rates quoted are indicative market rates

See Next Page For More Rates & Charts

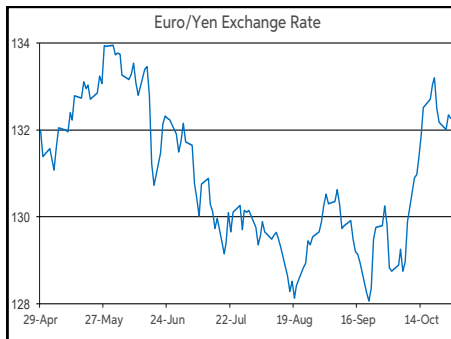
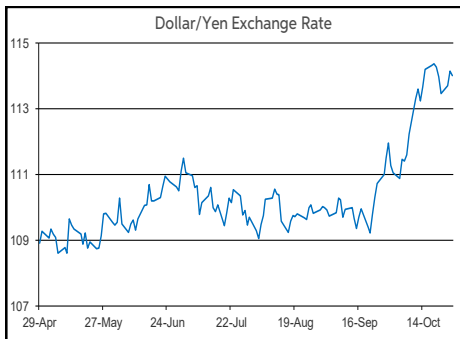
FX Spot	Karl Cooke Shane Gargan Enda Homan	FX Options	Mark Tuite	Reuters Phone	AIBG.I 00353-1-7724018	Morning Comment	John Fahey john.j.fahey@aib.ie
		Equity Options	Gary Luff				

Opening Levels

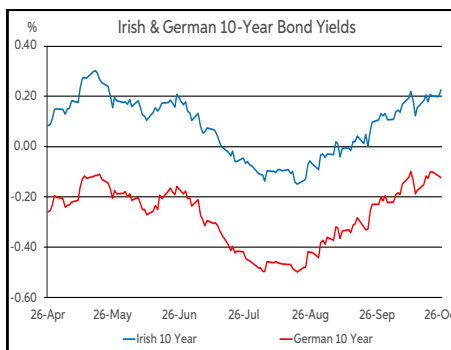
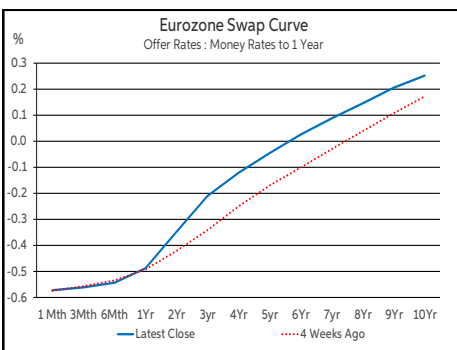
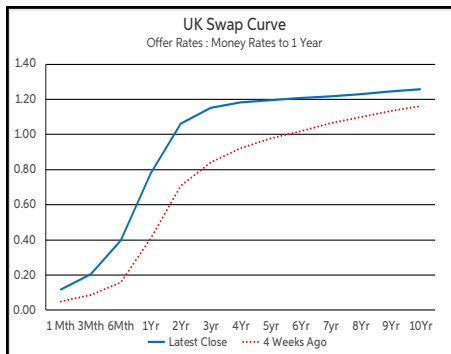
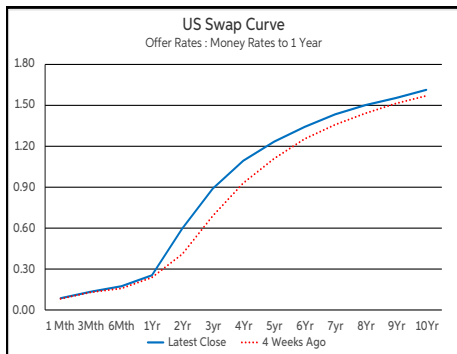
Wednesday 27 October 2021
07:17 am



Euro		Sterling		Dollar	
EUR/GBP	0.8428	GBP/EUR	1.1863	USD/JPY	114.01
EUR/USD	1.16	GBP/USD	1.3762	USD/CAD	1.2393
EUR/JPY	132.24	GBP/CAD	1.7056	USD/CHF	0.9193
EUR/SEK	9.9872	GBP/NZD	1.9222	USD/CNY	6.3854
EUR/DKK	7.4391	GBP/JPY	156.9	USD/BRL	5.5664
EUR/NOK	9.7092	GBP/SEK	11.848	USD/RUB	69.5153
EUR/CHF	1.0664	GBP/DKK	8.8243	USD/INR	74.91
EUR/AUD	1.5434	GBP/NOK	11.5192	AUD/USD	0.7514
EUR/HKD	9.0217	GBP/CHF	1.2652	NZD/USD	0.7157
EUR/CAD	1.4374	GBP/AUD	1.831		



Debt Markets				
	Close	Day	Change bps	
			4 Weeks	End 20
10 Year Yield %				
US	1.61	-2	+6	+69
Germany	-0.12	-1	+8	+46
UK	1.11	-3	+11	+91
Ireland	0.27	+0	+7	+57
Belgium	0.19	+0	+7	+57
France	0.22	-0	+7	+56
Italy	0.94	+2	+8	+42
Spain	0.53	+1	+8	+47
Portugal	0.42	+2	+7	+36
Greece	1.03	-0	+18	+40
5 Year Swap %				
US	1.23	+0	+16	+81
Eurozone	-0.04	-0	+14	+42
UK	1.20	-2	+22	+101
2 Year Swap %				
US	0.60	+1	+22	+41
Eurozone	-0.35	+0	+8	+18
UK	1.06	-2	+36	+103
10 Year Government Bond Spreads to Benchmark bps				
Ireland	39	+1	-1	+12
Belgium	31	+1	-1	+12
France	34	+1	-1	+11
Italy	106	+3	+1	-3
Spain	65	+2	+0	+2
Portugal	54	+3	-1	-10
Greece	115	+1	+10	-5



Commodities				
	Close	Day	% Change	
			4 Weeks	End 20
Brent Oil	86.4	+0.48	+9.24	+66.80
West Texas Oil	85.64	+1.18	+13.52	+77.13
Gold \$	1792.6	-0.82	+3.40	-5.48

This publication is for information purposes and is not an invitation to deal. The information is believed to be reliable but is not guaranteed. Any expressions of opinions are subject to change without notice. This publication is not to be reproduced in whole or in part without prior permission. In the Republic of Ireland it is distributed by Allied Irish Banks, p.l.c. In the UK it is distributed by Allied Irish Banks, p.l.c. and Allied Irish Bank (GB). In Northern Ireland it is distributed by Allied Irish Bank (NI). In the United States of America it is distributed by Allied Irish Banks, p.l.c. Allied Irish Banks, p.l.c. is regulated by the Central Bank of Ireland. Allied Irish Bank (GB) and AIB (NI) are trade marks used under licence by AIB Group (UK) p.l.c. (a wholly owned subsidiary of Allied Irish Banks, p.l.c.), incorporated in Northern Ireland. Registered Office 92 Ann Street, Belfast BT1 3HH. Registered Number NI018800. Authorised by the Prudential Regulation Authority and regulated by the Financial Conduct Authority and the Prudential Regulation Authority. In the United States of America, Allied Irish Banks, p.l.c., New York Branch, is a branch licensed by the New York State Department of Financial Services. Deposits and other investment products are not FDIC insured, they are not guaranteed by any bank and they may lose value. Please note that telephone calls may be recorded in line with market practice.